



# Company Introduction

Park Systems

IR Team

# Disclaimer

This document is an investor relations (Presentation) of Park Systems Corporation (the Company). You are prohibited from making and distributing copies to others without Park Systems' written consent.

Your attendance or reading of this Presentation shall constitute that you have agreed with the above confidentiality notice. And violating it may be punishable by the Act of the Financial Investment Services and Capital Markets.

The forward-looking statements contained in this document are not from verifiable data. The estimates included in this document are forecasted data and not actual data from the past. Those data are denoted as (E), estimate and forecast. The estimated and forecasted numbers and information can change based on the changing business environment. Because this information is inherently difficult to predict, the estimations and forecasts can deviate significantly in actuality.

Furthermore, the forecast is based on the current market conditions and the status of the Company management and plan as of the date of this presentation. The market in the future may change and the Company's plans may be modified without notice. The officers of the Company and the Company will not be responsible for any loss arising from the use of this material (including negligence and others).

This document shall not constitute an offer or solicitation to sales, marketing, or subscription of shares without any part that can be the basis or a basis for investment decisions or contracts and commitments in the document.

# Introduction



- At Park Systems, we pioneer cutting-edge nanotechnology solutions that empower research and industry with unparalleled precision and innovation.
- Park Systems' AFM technology powers breakthroughs across diverse industries, from semiconductors and biotechnology to battery innovation, setting new standards for precision and performance.

# Customers

- Park Systems' AFM is widely utilized for nanoscale measurement in Fabs, Global universities, State-run research institutes, corporate research institutes, and Global semiconductor companies.



# Global Channels

- Park Systems has 14 direct offices in 11 countries and 30 distributors in major countries worldwide.



# Key Products and Services

- Park Systems supplies AFMs and expands its metrology capabilities with the strategic acquisition of Accurion.

- Material Science & Chemistry



FX40



FX200



NX10



NX20



NX-Hivac




NX12

- Thin Film Characterization



Accurion EP4



Accurion SIMON



Accurion RSE

- Semiconductor & Display



NX-Water



NX-Mask



NX-Hybrid WLI

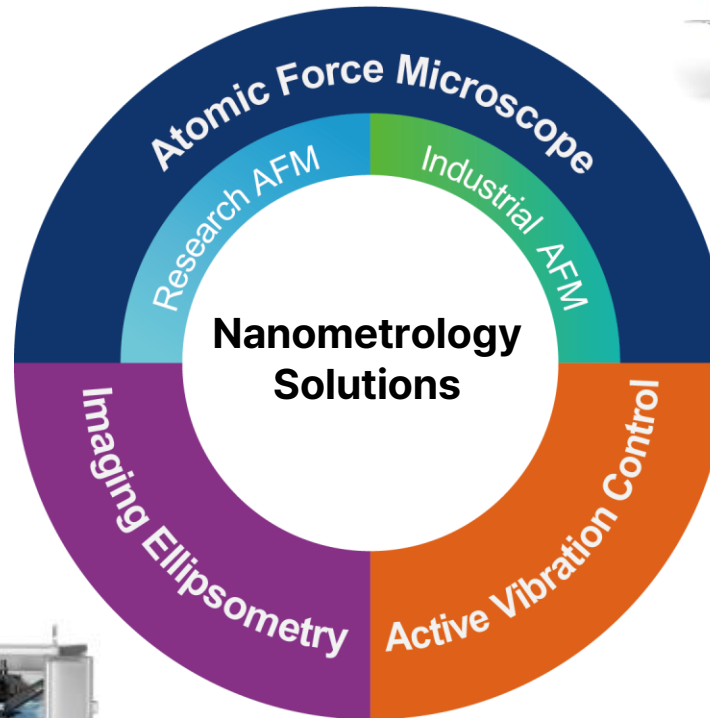


NX-TSH

- Active Vibration Isolation



Accurion i4






# Innovative technology

- Monitoring the surface topography using interaction(Atomic Force) between tip and sample surface.
- It can measure the **Electrical, Mechanical, Magnetic, and Thermal properties** and **Topography**.
- Park Systems' AFMs feature **True Non-Contact mode**, optimized for research and industrial applications.



## Measurement Accuracy

Park AFM Scanners  
Decoupled XY & Z Scanners



## Best Resolution

Park AFM Mode  
True Non-Contact™ Mode



## User Convenience


Park Operating Software  
SmartScan™, SmartAnalysis™, XEA

Source : ParkSystems Youtube( <https://www.youtube.com/watch?v=wiFCYFrXkek> )

# History

- Park Systems was established by one of the original developers of the Atomic Force Microscope (AFM) to make the world's most precise nanoscale metrology and imaging instruments widely available.

## The Birth-Place of AFM



1982-1988

## The First AFM Company




Park Scientific Instruments

1988-1997

세계 최초 원자현미경 개발  
실리콘밸리 성공 신화 주역  
고국서 두 번째 '벤처 人生'

CEO가 된 과학자 박성필 박사는 1988년 4월 15일 '세계 최초 원자현미경 개발'이라는 타이틀로 실리콘밸리에서 성공 신화의 주인공이 되었다. 그는 이듬해인 1989년 1월 15일 '벤처 人生'이라는 타이틀로 고국에서 두 번째 '벤처 人生'을 시작한다.

박성필 박사는 1988년 4월 15일 '세계 최초 원자현미경 개발'이라는 타이틀로 실리콘밸리에서 성공 신화의 주인공이 되었다. 그는 이듬해인 1989년 1월 15일 '벤처 人生'이라는 타이틀로 고국에서 두 번째 '벤처 人生'을 시작한다.



박성필 박사는 1988년 4월 15일 '세계 최초 원자현미경 개발'이라는 타이틀로 실리콘밸리에서 성공 신화의 주인공이 되었다. 그는 이듬해인 1989년 1월 15일 '벤처 人生'이라는 타이틀로 고국에서 두 번째 '벤처 人生'을 시작한다.

## The AFM Technology Innovator



1997-Present

KOSDAQ  
LISTED COMPANY

2015

세계 2위, 국내 유일 ... 원자현미경 분야 '매운 고추'

박 대표, 스탠퍼드식 물리학 전공후  
교수직도 거절하고 나노 분야 개척  
박스시스템, 창업 소문 듣고 주주들  
마이크론 등 글로벌 업체가 주 고객

중국은 수백억 원의 투자를 유치한 데 비해 박 대표의 박스시스템은 100억 원에 불과하다. 박 대표는 "기술이 중요하다"고 강조한다. 박 대표는 "기술이 중요하다"고 강조한다.



박성필 박사는 1988년 4월 15일 '세계 최초 원자현미경 개발'이라는 타이틀로 실리콘밸리에서 성공 신화의 주인공이 되었다. 그는 이듬해인 1989년 1월 15일 '벤처 人生'이라는 타이틀로 고국에서 두 번째 '벤처 人生'을 시작한다.

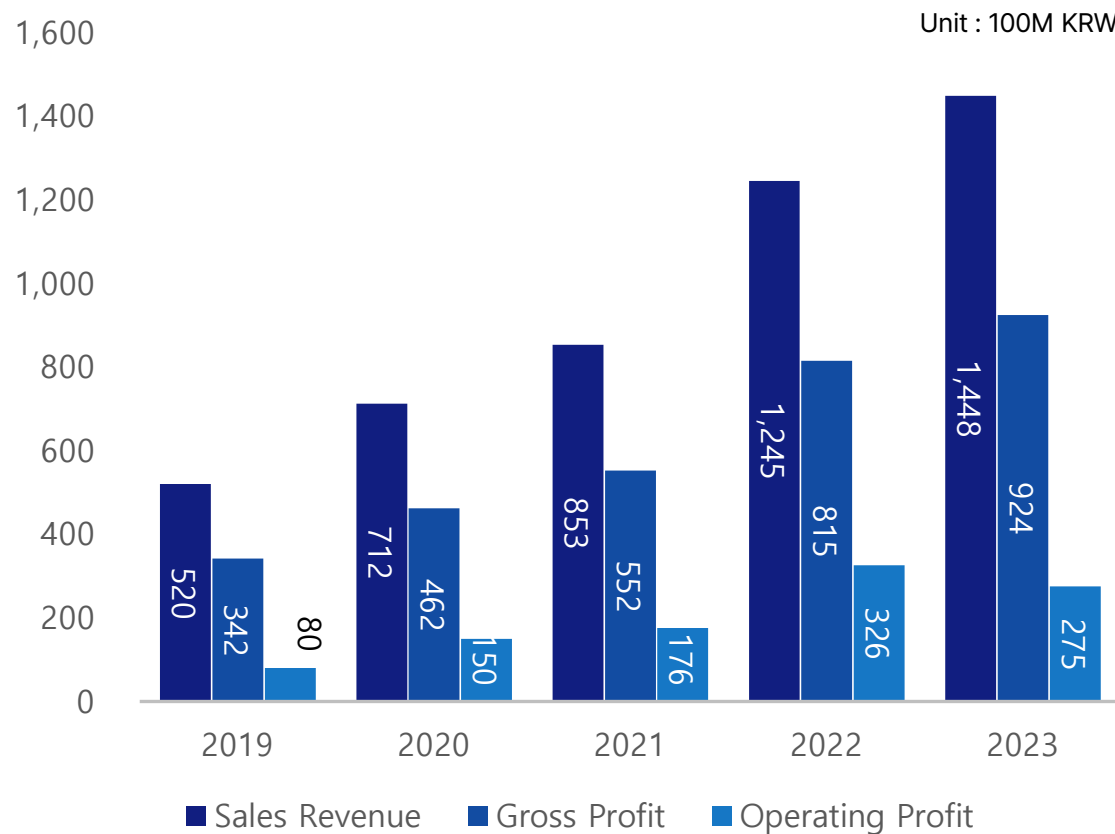
한국에서 창업 후 2~3년은 돈이 안돌  
박 대표의 박스시스템은 100억 원에  
불과하다. 박 대표는 "기술이 중요하다"  
고 강조한다.

박성필 박사는 1988년 4월 15일 '세계 최초 원자현미경 개발'이라는 타이틀로 실리콘밸리에서 성공 신화의 주인공이 되었다. 그는 이듬해인 1989년 1월 15일 '벤처 人生'이라는 타이틀로 고국에서 두 번째 '벤처 人生'을 시작한다.

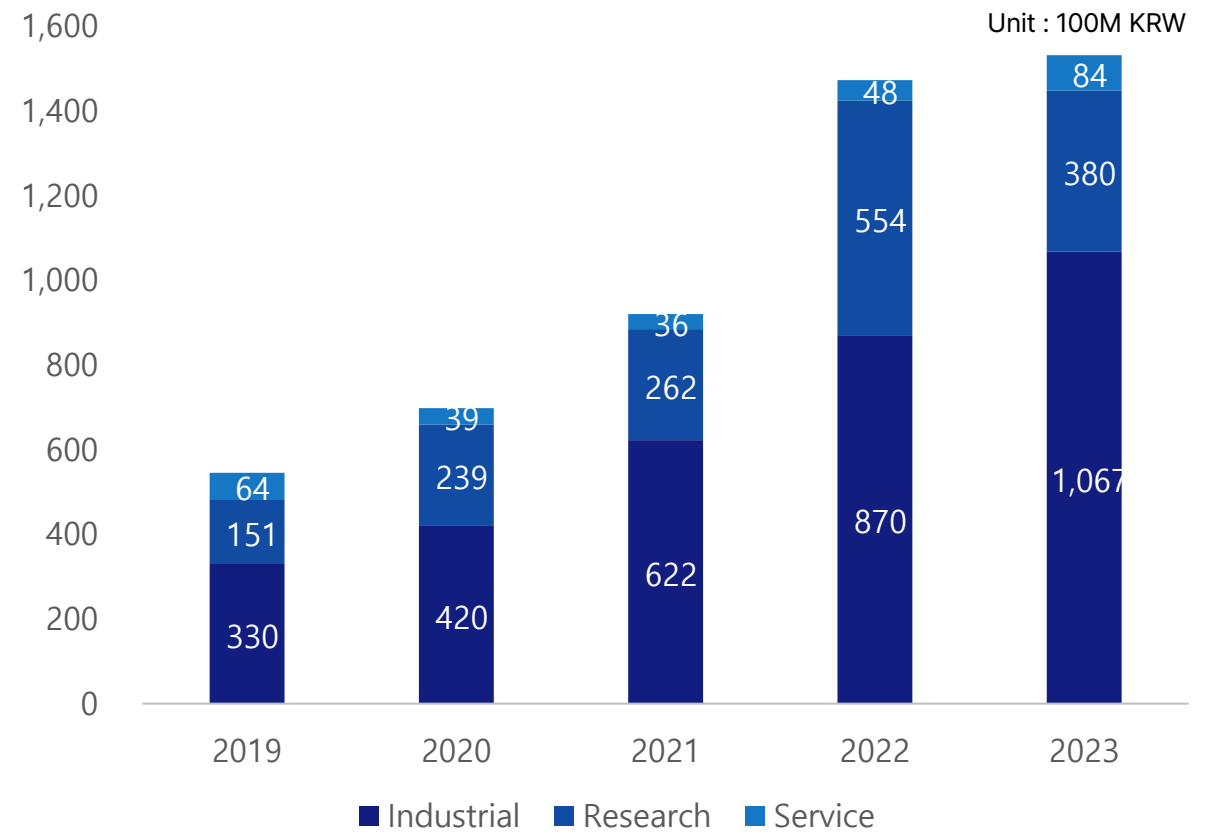


# Sales and Orders for the Past 5 Years

- Park Systems has been consistently growing by 20-30% annually.
- Sales are growing steadily as demand for industrial equipment continues to increase.



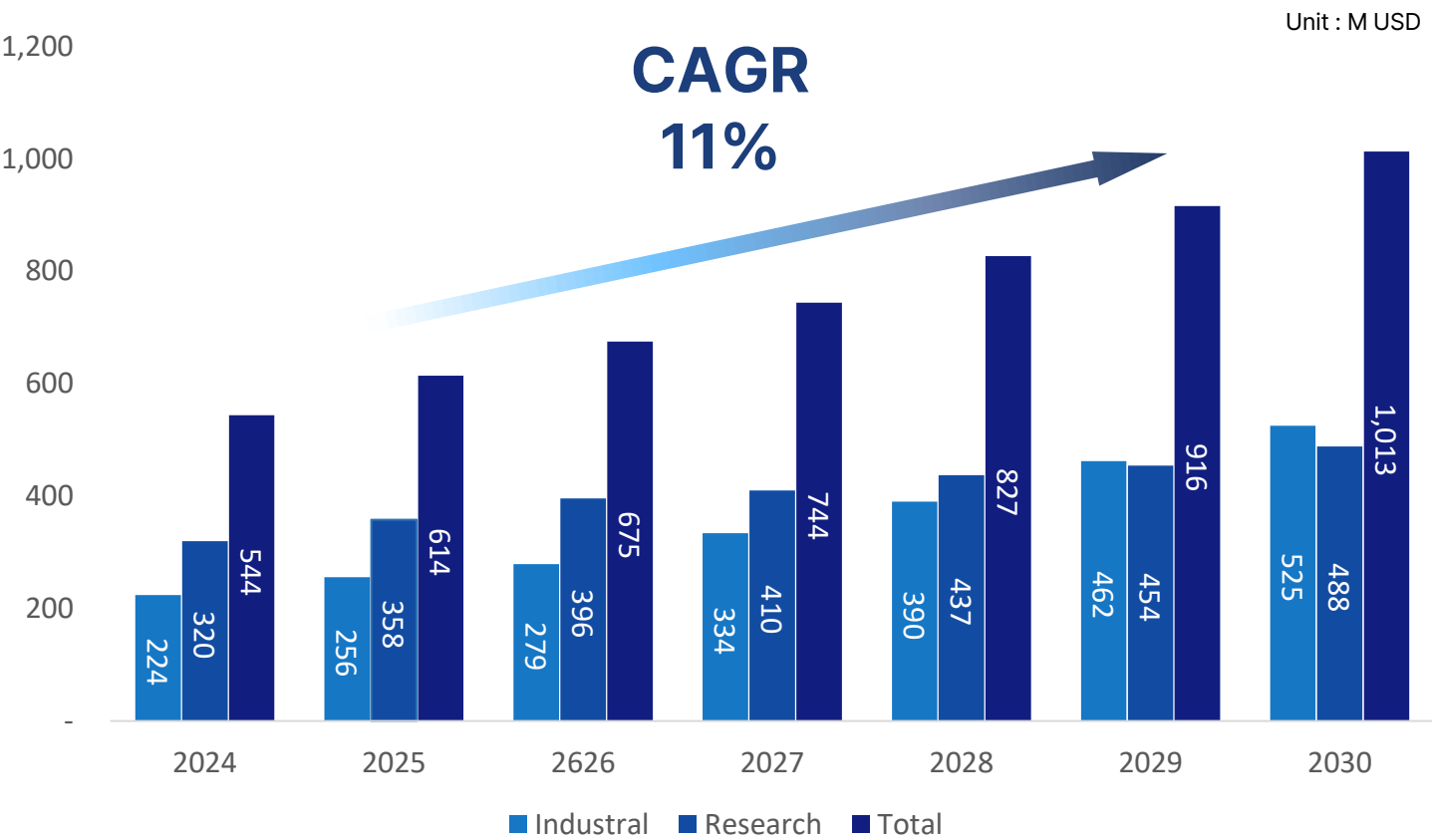
Note : K-IFRS consolidated financial statement basis



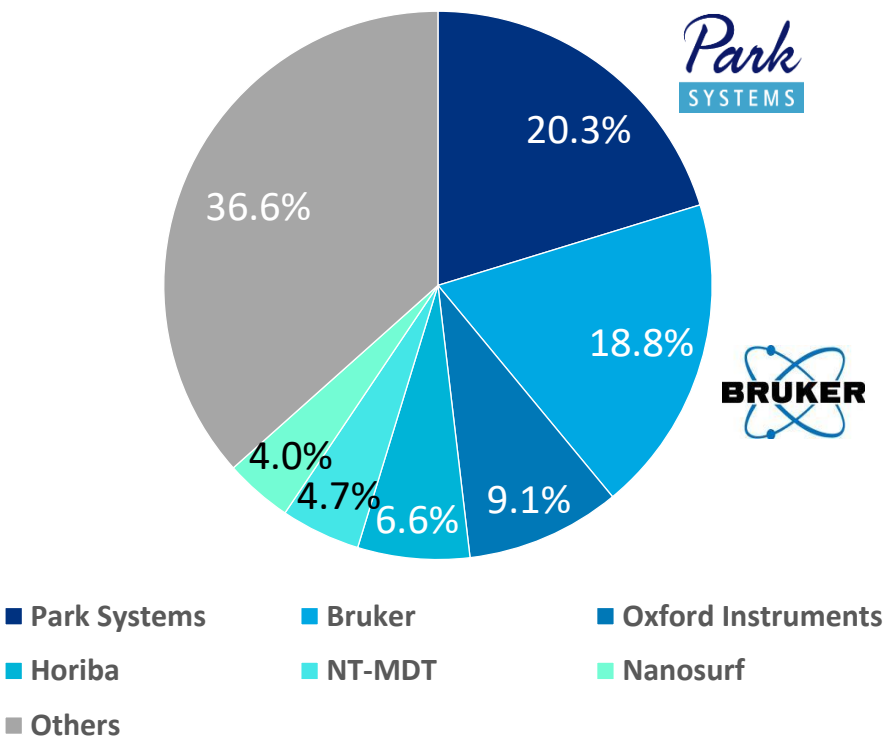
Note : K-IFRS consolidated financial statement basis

# AFM Market

- Park Systems holds the No.1 position in the AFM market.
- The AFM market will grow steadily with rising industrial equipment demand.



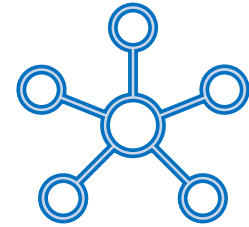
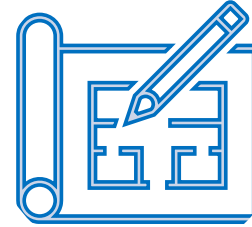
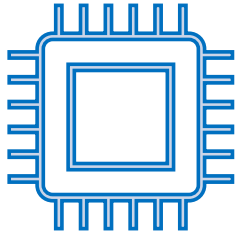
Top 6 AFM Manufacturers



Source: Above companies; Secondary Sources, Expert Interviews and QYResearch, 2023

# Market Opportunity

- Opportunities arising from the miniaturization of semiconductor processes.
- Scalability to industries beyond semiconductors.



Miniaturization and  
Increasing Complexity

Increasing Utilization in  
Advanced Processes

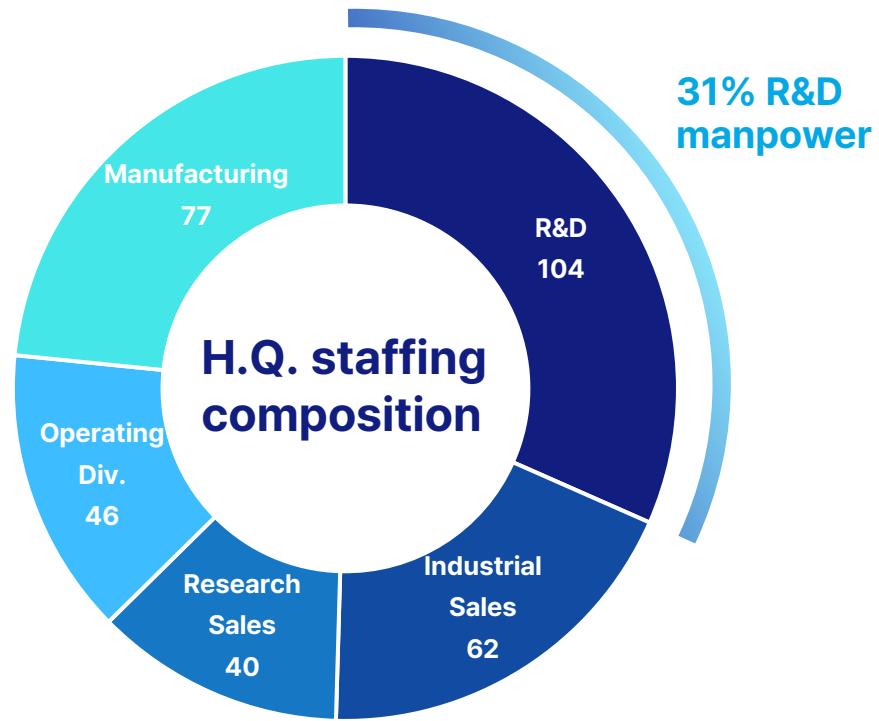
Growing Applications in  
Back-End Processes

Expansion into  
Various industries

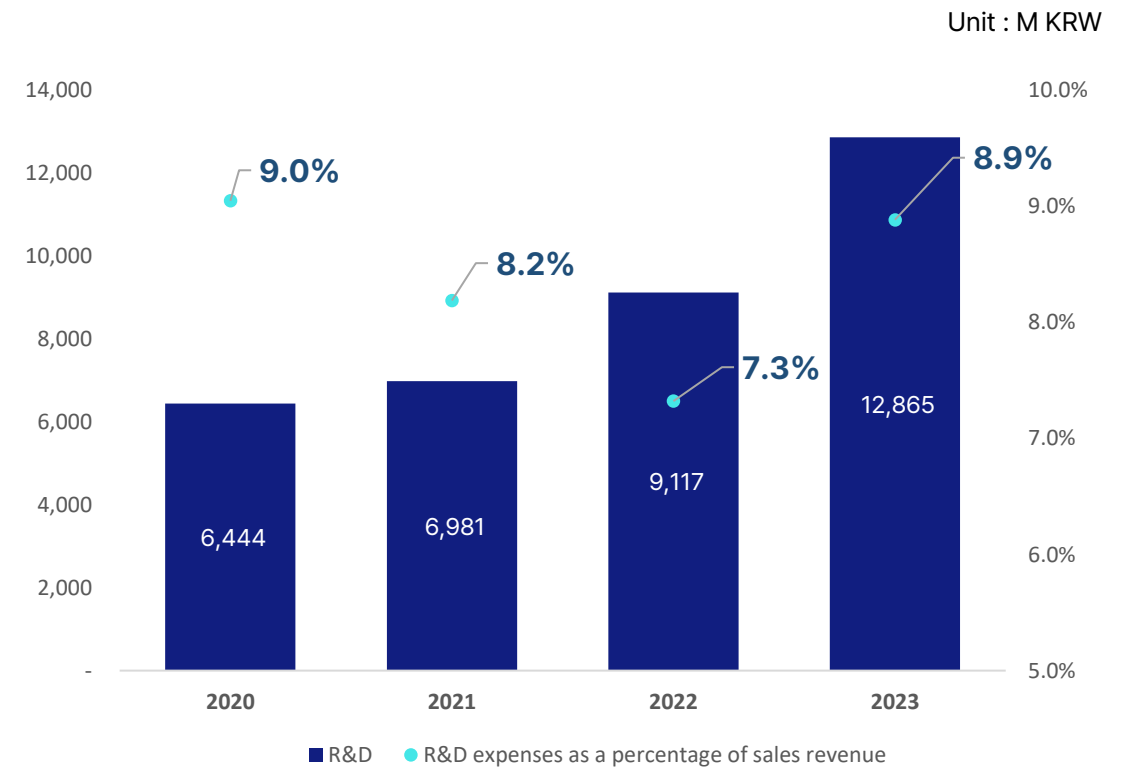


# R&D

- Park Systems is a global leader in AFM manufacturing with top-tier R&D for nanoscale metrology.



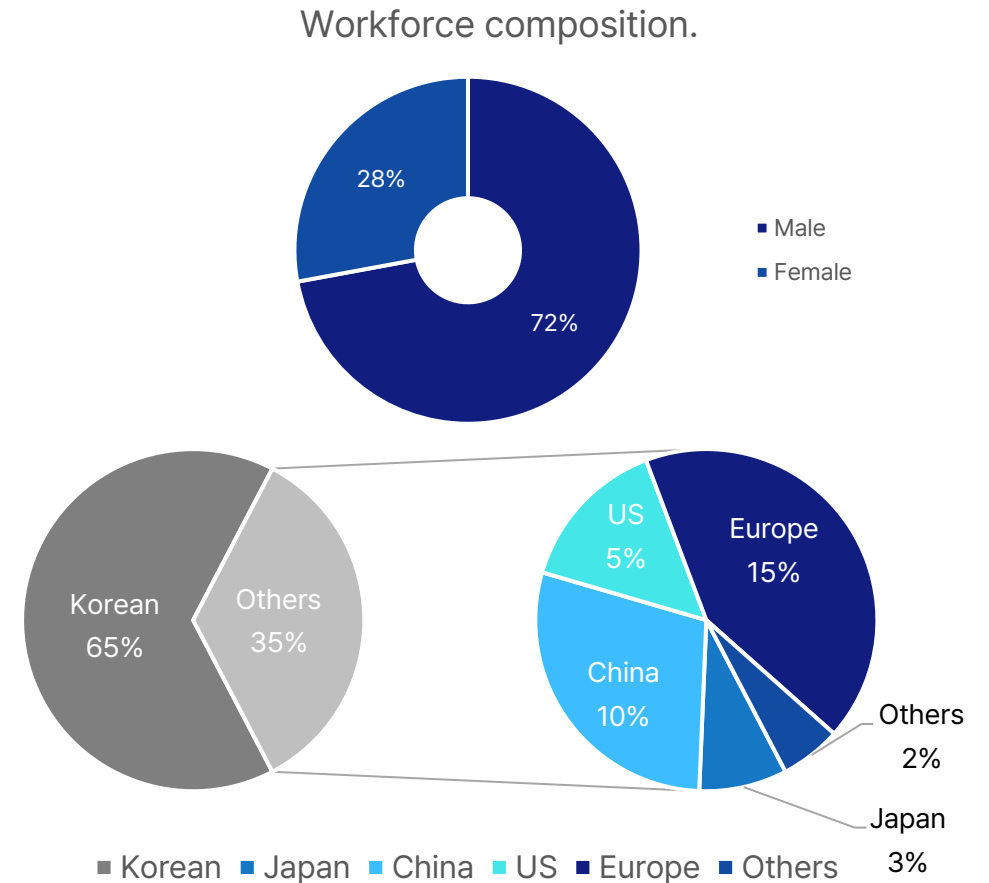
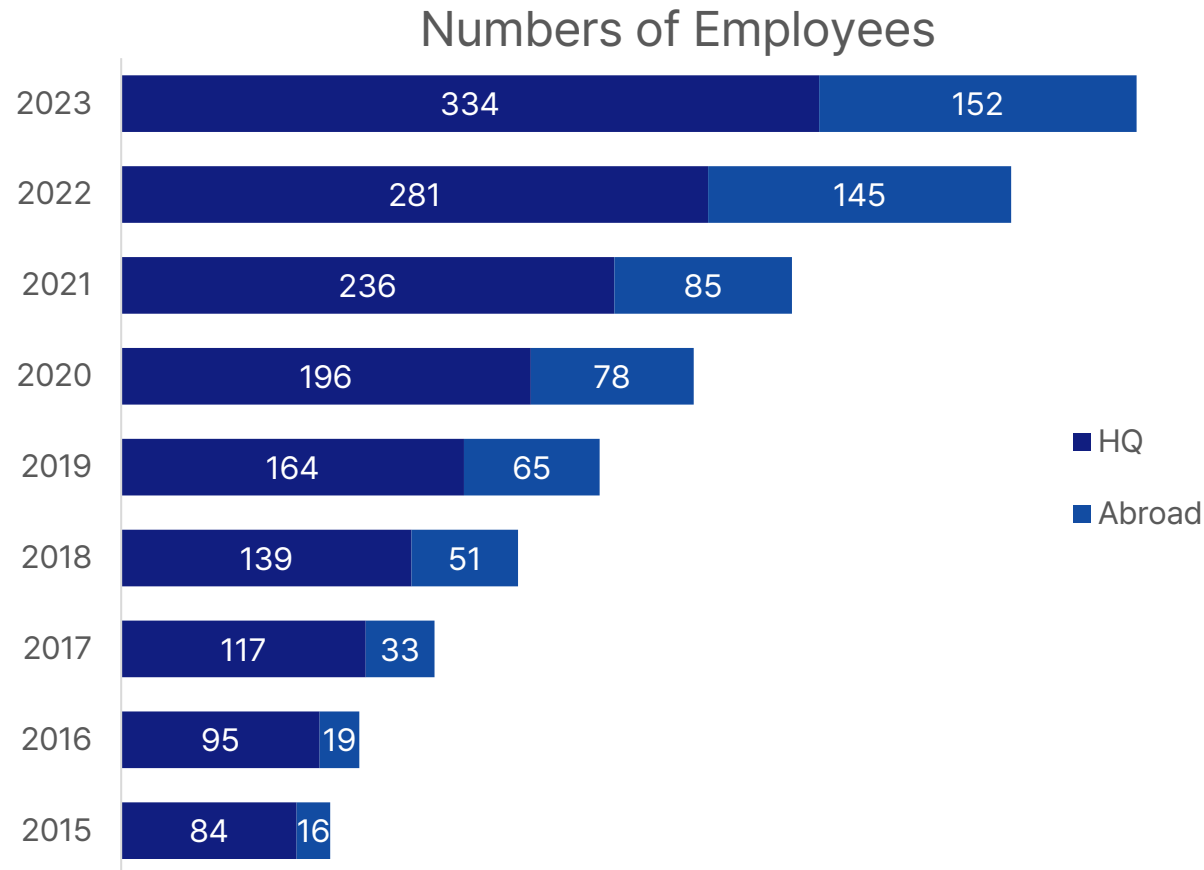
As of 2023.12.31



Note : K-IFRS consolidated financial statement basis

# ESG-HR

- Thanks to explosive growth, the workforce has been steadily increasing each year.
- Inclusion of diversity in gender and nationality.



# ESG-Board of Directors

- The Board of Directors consists of 1 CEO and 6 outside directors for transparency in making decisions.



**Sang-il Park** Chairman

- CEO of Park Systems Corp. (1997~)
- Park Scientific Instruments, CEO (1988~1997)
- MBA, AEA-Stanford Executive Institute (1994)
- Ph.D. Applied Physics, Stanford Univ. (1987)
- BS. Physics, Seoul National Univ. (1981)

## Compensation Committee



**Jung-hwa Han** Outside director

- **Outside director of Park Systems(2020~)**
- Professor of Hanyang Univ.(1989~)
- Chairman of Asan foundation(2019~2021)
- Director of Small and Medium Business Administration(2013~2016)



**Sang-gil Jeon** Outside director

- **Outside director of Park Systems(2019~)**
- Professor of Hanyang Univ.
- President, Korea Human Resources Development Institute
- Member of the Personnel Innovation Committee of the Prime Minister's Office



**Jun Chung** Outside director

- **Outside director of Park Systems(2023~)**
- CEO of Solid(1998~)
- Professor of KAIST(2020~)
- Researcher of Korea Telecom (1994~1998)
- Researcher of Hitachi(1993~1994)

## Audit Committee



**Kee-jun Park** Outside director

- **Outside director of Park Systems(2024~)**
- CPA of Woori accounting firm(2020~)
- Outside Director of Meta-Branding(2023~)
- CEO of Kitus Co., Ltd.(2009~2019)
- CPA of Garib accounting firm(1997~1999)
- CPA of Anjin accounting firm(1988~1997)



**Kyu-Shik Kim** Outside director

- **Outside director of Park Systems(2019~)**
- SM Ent. Outside director(2023~)
- Korea governance forum outside director(2021~)
- Executive Director of Soorim Asset Management (2018)
- Audit of Unimax (2016 ~ 2018)
- Risk Judge of Korea Asset Management Corp(2015 ~ 2016)



**Seung-ki Chae** Outside director

- **Outside director of Park Systems(2020~)**
- Technical Committee of LG Display(2019~2024)
- Professor of Sungkyunkwan Univ.(2016~2019)
- Managing Director of Samsung Display(2013~2015)
- Director of Samsung Mobile Display(2011~2012)
- Samsung semiconductor(1993~2010)



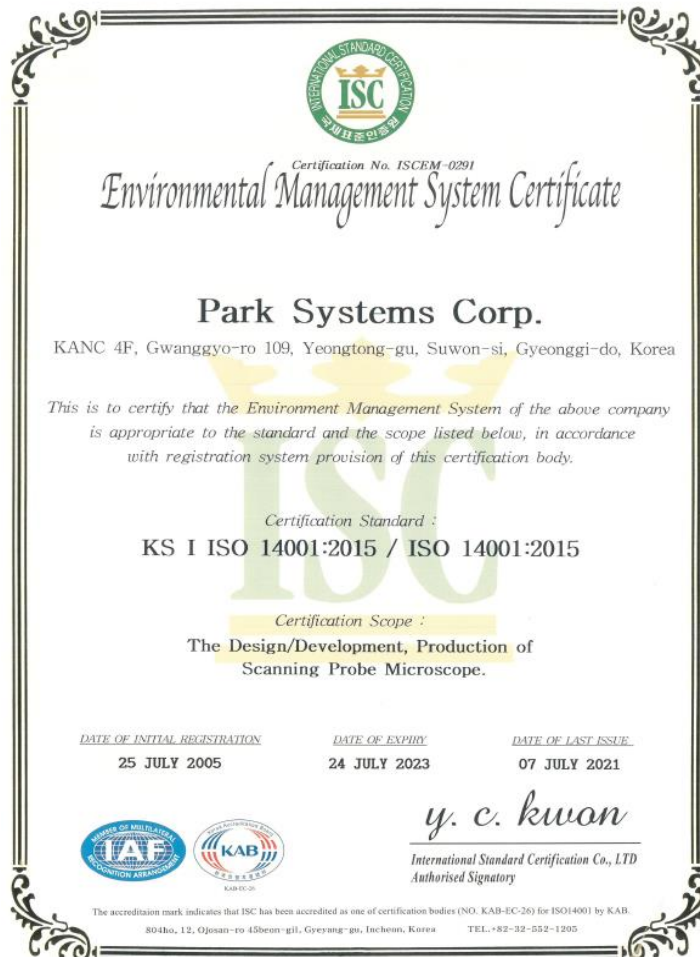
# ESG-Dividend

- Dividend Policy to enhance shareholders' Value
  - The company gives top priority to investment in organic and inorganic growth.
  - And then it has plans of share repurchase and dividend payout.
  - The dividends are supposed to be within the range of 10%~50% of FCF

	Unit	2020	2021	2022	2023
Earnings per Share	KRW	1,629	1,508	3,258	<b>3,786</b>
Dividend per share	KRW	180	250	400	<b>400</b>
Free Cash Flow (A)	M KRW	9,020	3,693	17,020	<b>17,080</b>
Total dividend (B)	M KRW	1,195	1,717	2,761	<b>2,768</b>
Payout ratio (B/A)	%	13.2%	46.5%	16.2%	<b>16.2%</b>

# ESG-Safety & Environment

- Park Systems is continuously obtaining certifications for environmental and safety standards.



# Key driver for sustainable growth

- Park Systems drives sustainable growth through innovations in nanotechnology.



Market

- Growth potential with advancing nanotechnology
- A stable market with a long technology lifecycle



Technology

- World-class technology that's difficult to replicate
- National core technology that cannot be leaked



Product

- A product with top-tier competitiveness
- High-value-added product



Global Business

- Global market expansion through own brand and sales network



Customers

- Supplies to leading universities, research institutes, and companies worldwide
- High customer satisfaction



Employee

- Passionate and loyal high-caliber talents

# Appendix

---



# CAPEX Investment Plans

- New Gwacheon Headquarters
  - Construction Start date: 2023.9.15
  - Estimated move-in: the 1<sup>st</sup> half of 2026



- Yongin Semiconductor Cluster Allocation
  - Park Systems has secured a factory premises allocation within the SK Hynix-led Yongin Semiconductor Cluster



# Activities for Advancing Nanotechnology

- Park Systems is continuously engaging in activities to advance nanoscience.
- Park Systems is involved in organizing events related to nanoscience and publishing magazines.


## NANOscientific Magazine, SPRING 2024

### NANOscientific Symposium 2024

Scanning Probe Microscopy (SPM)

The 2024 NANOscientific Symposium is set to be a landmark event, uniting global experts in the fields of nanoscience and nanotechnology.

This year, we extend our focus beyond Scanning Probe Microscopy (SPM) to encompass a broader range of nanotechnological applications and innovations. With an enriched agenda featuring keynote presentations from trailblazers in the industry, interactive sessions, and enhanced virtual networking opportunities, attendees will have unprecedented access to resources and collaborations that drive research, innovation, and commercial success in the ever-evolving world of nanotechnology.





# Company Overview

## Company Status

Company	Park Systems Corp.
CEO	Sang-il Park
Established	April 7, 1997
Capital	3,483m (KRW) (As of Dec, 2023)
Employees	486 (As of Dec, 2023)
Business field	Precision Instrument Manufacturing
Product	Atomic Force Microscope
Location	KANC 15F, Gwanggyo-ro 109, Yeongtong-gu, Suwon, 16229, Korea
Website	<a href="http://www.parksystems.com">http://www.parksystems.com</a>

## Business Philosophy



- 1 Become the one who receives compliments from people and descendants.
- 2 Provide maximum value to customers, shareholders, employees and business partners, furthermore, become a company that provides benefits to both companies and the society.
- 3 Excel in technical development and global marketing.
- 4 Trust is the best asset, and moral and ethical management are basic.

# Management Team



**Sang-il Park** Founder and CEO

- Park Systems Corp., CEO and Chairman
- Park Scientific Instruments Corp., Chairman & CEO, USA
- Stanford Univ., Research Associate
- Ph.D. Applied Physics, Stanford Univ.
- B.S. Physics, Seoul National Univ.



**Ryan Yoo** EVP

Business Development &  
Strategic Growth BU

19yrs at Park Systems, 24yrs overall

- Intematix Corp. VP, Founding Scientist and VP of R&D
- Ph.D. Physics, UC Berkeley
- B.S. Physics, Univ. of Chicago



**Richard Lee** EVP

Industrial Equipment BU

3yrs at Park Systems, 24yrs overall

- Nanometrics Korea, VP of Marketing
- KLA-Tencor, Wafer Inspection Div. Marketing Dir.
- Samsung Electronics – Team Leader of Metrology and Inspection
- Ph.D. Mech Eng, KAIST



**Sang-Joon Cho** EVP

Research Equipment BU

19yrs at Park Systems, 24yrs overall

- Korea R&D Industry Association, Board of Directors
- ISO/TC201/SC9 SPM, Chairman
- KAIST, Dept of biosystems, Research Professor
- Research Associate, Dept. of Physiology, Univ. of Wayne
- Ph.D. Neuroscience, Iowa-state Univ.



**Karen Cho** EVP

Operations Management Div.

21yrs at Park Systems, 30yrs overall

- Solborn, Inc. Gyelim CRC, Inc.
- Hanareum Merchant Bank
- Hanhwa Merchant Bank
- MBA, KAIST
- B.S. English literature, Sejong Univ.

## R&D Organization

Sang-il Park holds a dual role as CTO.

- System R&D Center
  - Mechatronics
  - Systems Integration
  - Development Planning
  - Development Transfer
- Digital R&D Center
  - SW R&D
  - Control Electronics
- Advanced R&D Center
  - New Technology R&D
  - Prototyping

# Awards & Certification

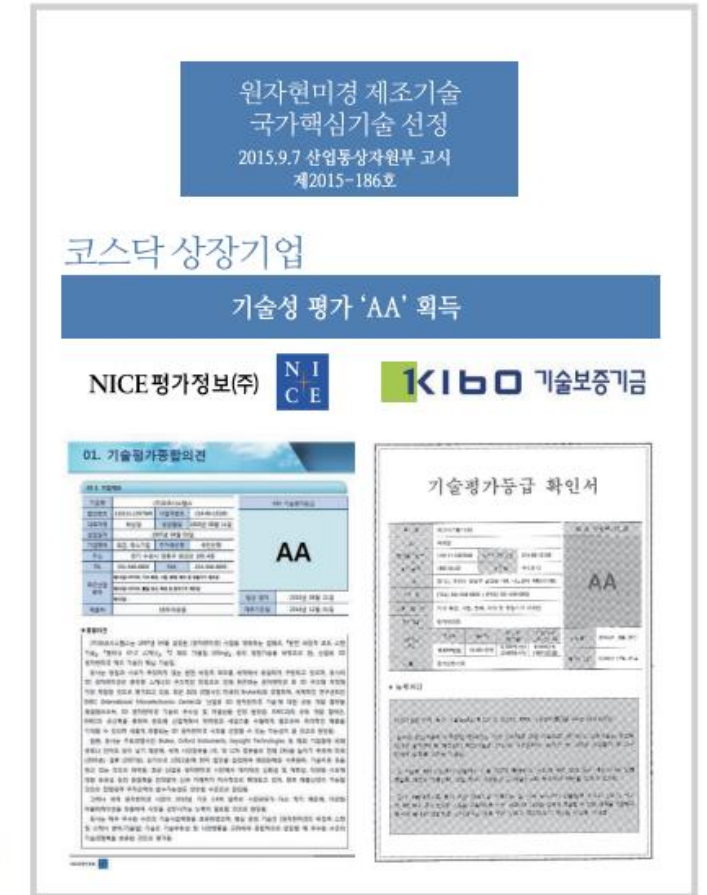
- Park Systems has received prestigious awards and obtained top-level technology certifications.



- KOSDAQ Grand Prize



- 2024 IR Grand Prize



- National Core Technology
- AA in Technology Assessment

# Financial Statements

- Park Systems continues to grow at an annual average of 20~30% and achieves high profit margins through the supply of high value-added products.

Unit : M KRW

B/S	2020	2021	2022	2023
Current assets	80,727	106,681	126,307	148,107
Non-current assets	23,688	27,234	40,742	53,566
Total asset	104,415	133,915	167,049	201,673
Current liabilities	27,265	26,669	39,688	49,665
Non-current liabilities	24,068	17,103	7,898	8,523
Total Liabilities	51,333	43,772	47,586	58,188
Capital	3,334	3,449	3,474	3,483
Additional paid in capital	14,644	43,629	48,146	49,189
Others	(273)	(203)	(1,692)	(523)
Retained earnings	35,377	43,267	69,535	91,336
Total equity	53,082	90,142	119,463	143,485

Note : K-IFRS consolidated financial statement basis

Unit : M KRW

I/S	2020	2021	2022	2023
Sales Revenue	71,223	85,250	124,522	144,806
Cost of goods sold	25,049	30,063	43,053	52,401
Operating expenses	31,193	37,606	48,821	64,845
Operating profit	14,981	17,581	32,648	27,560
Non-operating profit	2,068	10,962	11,332	6,662
Non-operating expenses	6,333	19,788	12,099	7,079
Profit before tax	10,716	8,755	31,881	27,143
Tax expenses	760	(330)	3,897	2,581
Net income	9,956	9,085	27,984	24,562

Note : K-IFRS consolidated financial statement basis

# Patents

- Domestic and international patents in the field of atomic force microscopy

Division	Contents	Registration date
Patent	ATOMICFORCEMICROSCOPEEQUIPPEDWITHOPTICALMEASUREMENT DEVICEANDMETHODOFACQUIRINGINFORMATIONONSURFACEOFMEASUREMENTTARGETUSINGTHESAME	2023-04-04
Patent	MEASURING METHOD FOR MEASURING HEAT DISTRIBUTION OF SPECIFIC SPACE USING STHM PROBE, METHOD AND DEVICE FOR DETECTING BEAM SPOT OF LIGHT SOURCE	2023-03-21
Patent	An apparatus and method for recognizing a target position in an AFM	2023-03-08
Patent	A method for measuring the heat distribution in a specific space using a thermal sensing probe, a method for detecting a beam spot of a light source, and a device	2022-12-09
Patent	Devices and methods for recognizing probe types in an AFM	2022-11-04
Patent	A method for measuring the heat distribution in a specific space using a thermal sensing probe, a method for detecting a beam spot of a light source, and a device	2022-06-27
Patent	An AFM equipped with an optical measurement device and a method of obtaining information on the surface to be measured using it	2022-06-13
Patent	How to obtain the properties of the surface of the measurement target using an inclined tip, an AFM for this method to be performed, and a computer program stored in a storage medium to perform this method	2021-12-24
Patent	Chip carrier exchanging device and atomic force microscopy apparatus having same	2021-11-16
Patent	AFM and control methods capable of automatic exchange of chip carriers	2020-11-25



# Thank you

Park Systems

IR Team

[ir@parksystems.com](mailto:ir@parksystems.com)

031-780-7447





# Q3 '24 Earnings Presentation

Park Systems

IR Team

# Disclaimer

This document is an investor relations (Presentation) of Park Systems Corporation (the Company). You are prohibited from making and distributing copies to others without Park Systems' written consent.

Your attendance or reading of this Presentation shall constitute that you have agreed with the above confidentiality notice. And violating it may be punishable by the Act of the Financial Investment Services and Capital Markets.

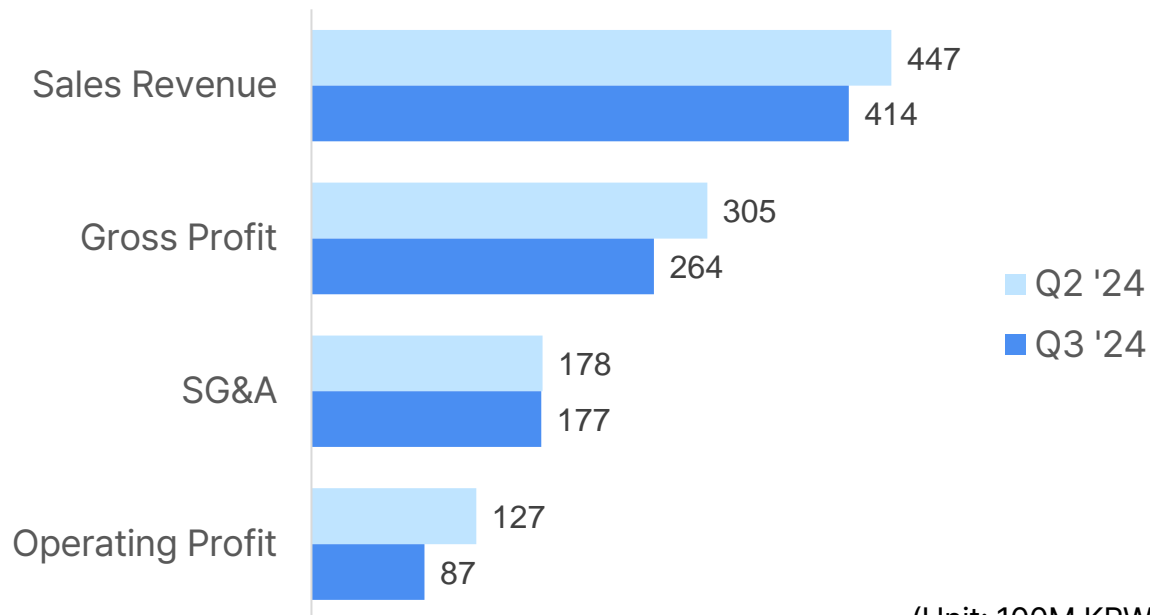
The forward-looking statements contained in this document are not from verifiable data. The estimates included in this document are forecasted data and not actual data from the past. Those data are denoted as (E), estimate and forecast. The estimated and forecasted numbers and information can change based on the changing business environment. Because this information is inherently difficult to predict, the estimations and forecasts can deviate significantly in actuality.

Furthermore, the forecast is based on the current market conditions and the status of the Company management and plan as of the date of this presentation. The market in the future may change and the Company's plans may be modified without notice. The officers of the Company and the Company will not be responsible for any loss arising from the use of this material (including negligence and others).

This document shall not constitute an offer or solicitation to sales, marketing, or subscription of shares without any part that can be the basis or a basis for investment decisions or contracts and commitments in the document.

# Q3 '24 Performance

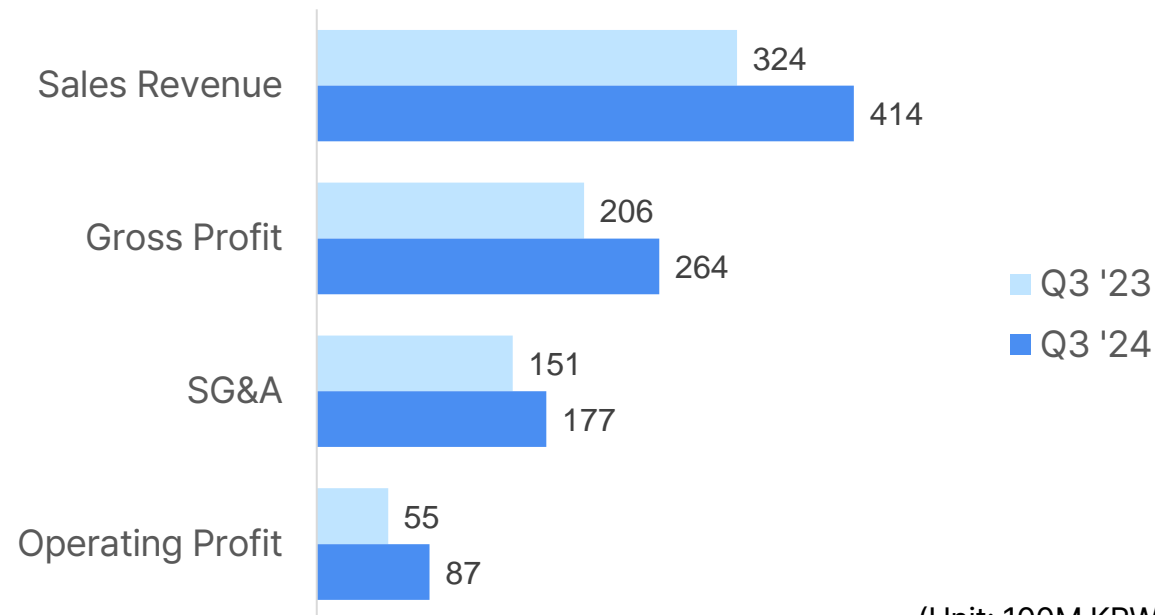
QoQ (Unit: 100M KRW)



	Sales Revenue	Gross Profit	SG&A	Operating Profit
Q2 '24	447	305	178	127
Q3 '24	414	264	177	87
QoQ(%)	(7%)	(13%)	(1%)	(31%)

Note : K-IFRS consolidated financial statement basis

YoY (Unit: 100M KRW)

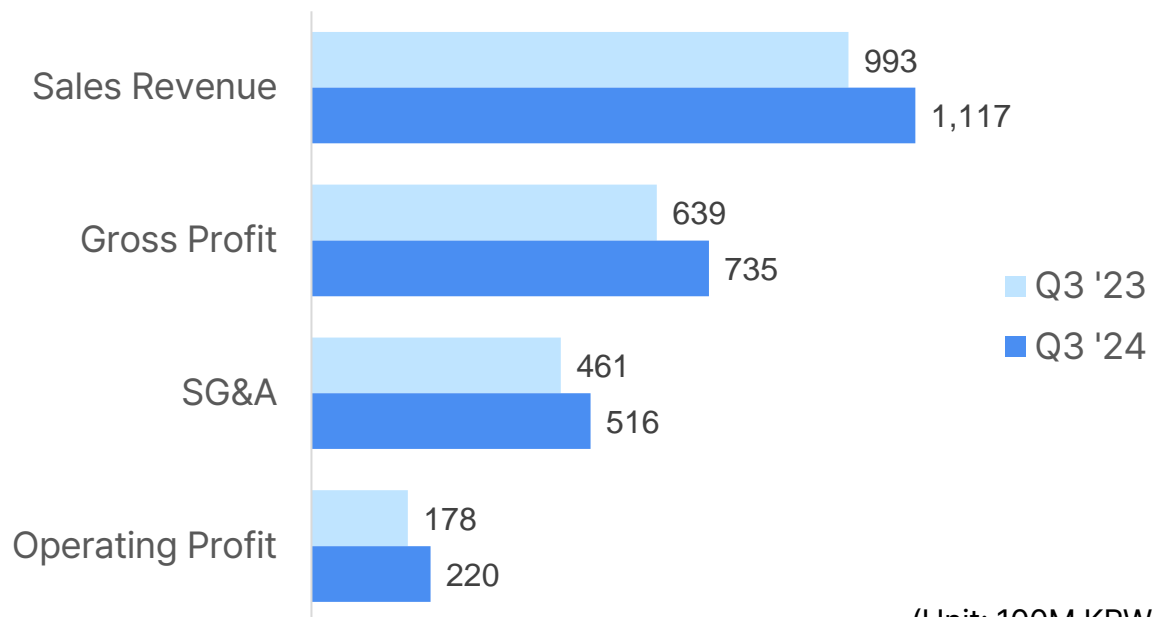


	Sales Revenue	Gross Profit	SG&A	Operating Profit
Q3 '23	324	206	151	55
Q3 '24	414	264	177	87
YoY(%)	28%	28%	17%	60%

Note : K-IFRS consolidated financial statement basis

# Q3 '24 YTD Performance

YTD (Unit: 100M KRW)



(Unit: 100M KRW)

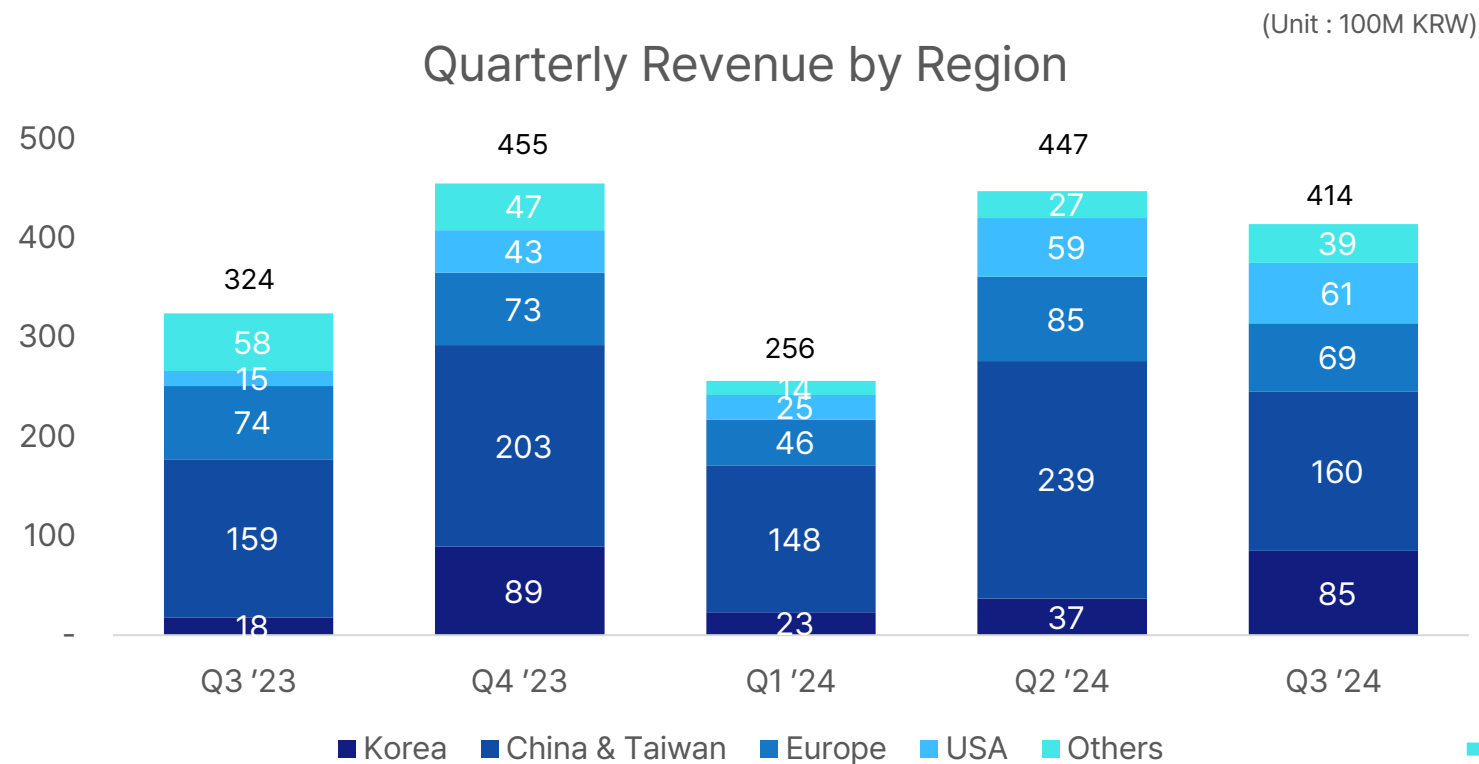
	Sales Revenue	Gross Profit	SG&A	Operating Profit
Q3 '23	993	639	461	178
Q3 '24	1,117	735	516	220
YoY(%)	12%	15%	12%	24%

Note : K-IFRS consolidated financial statement basis

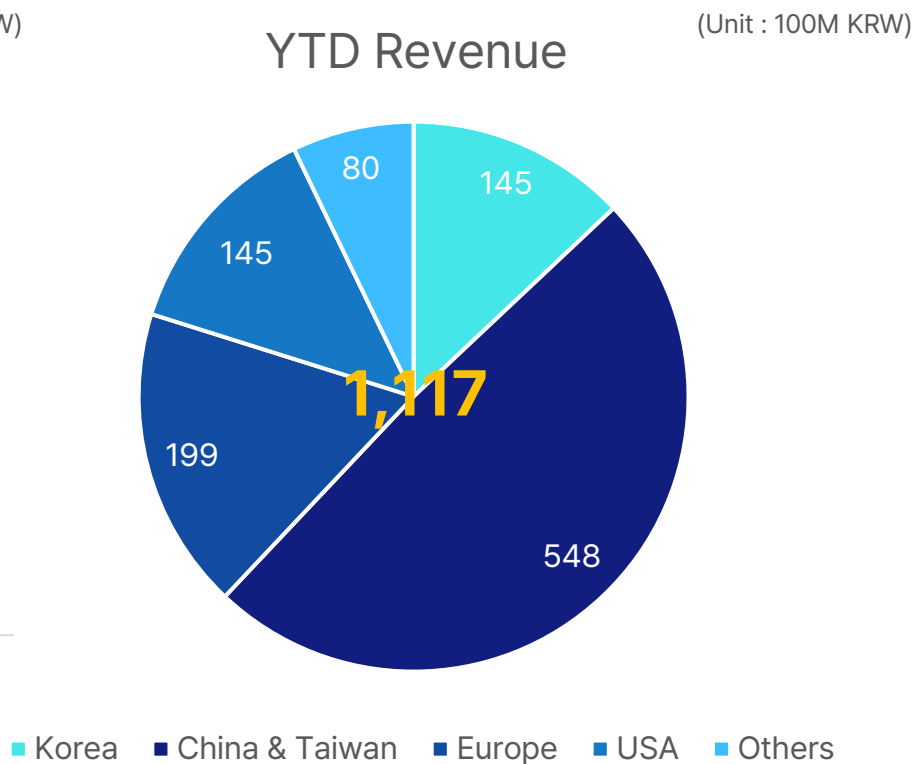
- Sales Revenue increased by 12.5% YoY due to the rising demand for industrial equipment.
- Gross Profit Margin increased by 1.4%p.(64.4% → 65.8%)
- SG&A increased by 12% YoY due to the rise in R&D expenses, Labor costs, and Commissions.
- Operating Profit Margin increased by 1.8%p due to the GPM improvement.(17.9 → 19.7%)

# Q3 '24 Revenue by Region

- As for Q3 revenue, Korea accounts for 19%, China & Taiwan for 36%.
- As for YTD Revenue, Korea accounts for 13%, China & Taiwan for 49%, and Europe for 18%.



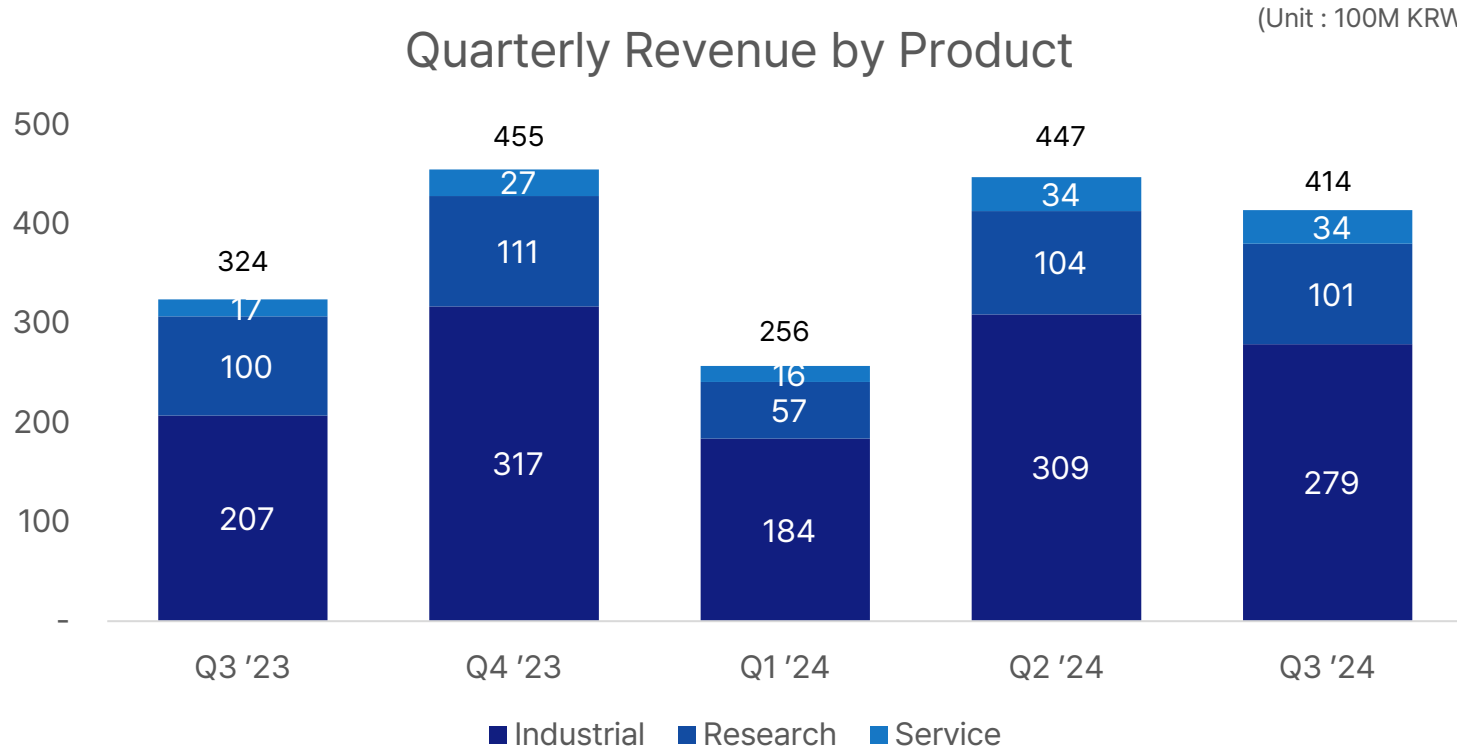
Note : K-IFRS consolidated financial statement basis



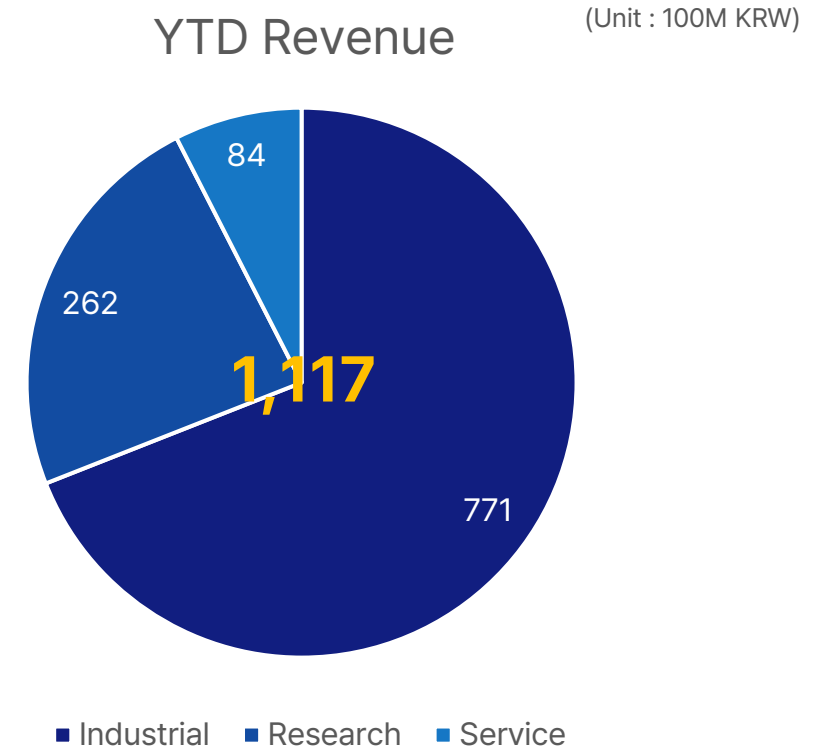
Note : K-IFRS consolidated financial statement basis

# Q3 '24 Revenue by Product

- As for Q3 revenue, Industrial accounts for 67%, research 25%, and services 8%.
- As for YTD revenue, Industrial accounts for 69%, research 23%, and services 8%.



Note : K-IFRS consolidated financial statement basis

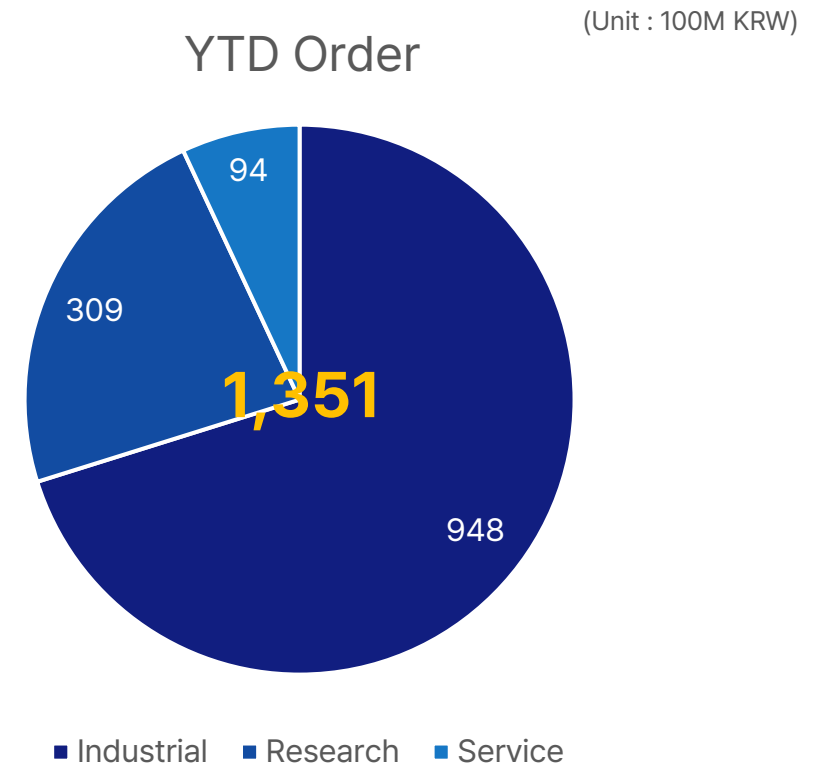
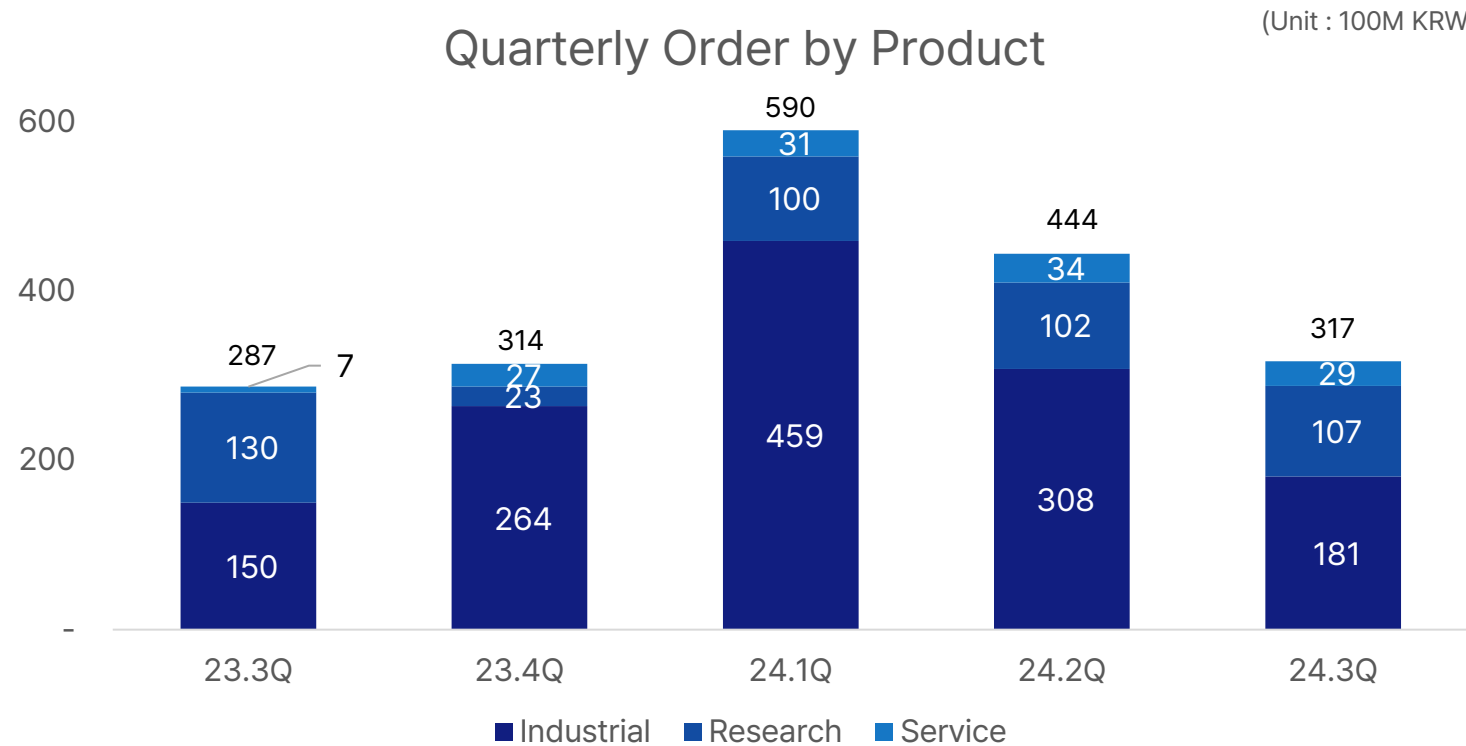


Note : K-IFRS consolidated financial statement basis



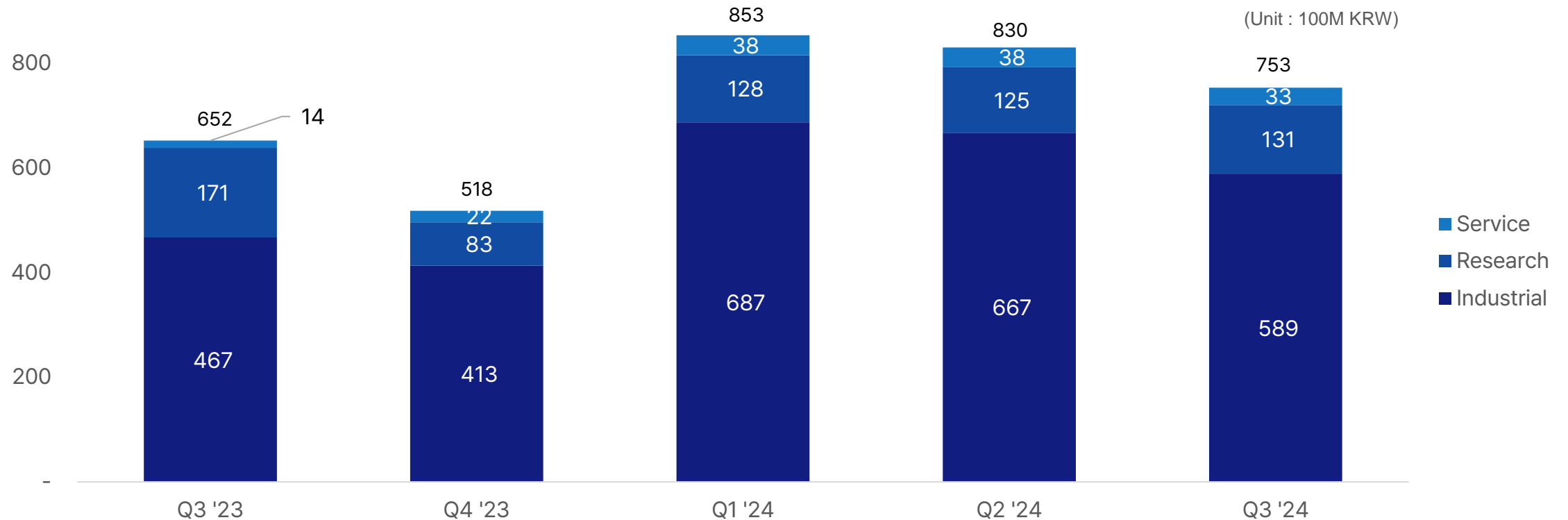
# Q3 '24 POs by Product

- The Q3 order intake of 32 billion KRW.
- The YTD order intake of 135 billion KRW.
- As for YTD Order, Industrial accounts for 70%, research 23%, and services 7%.




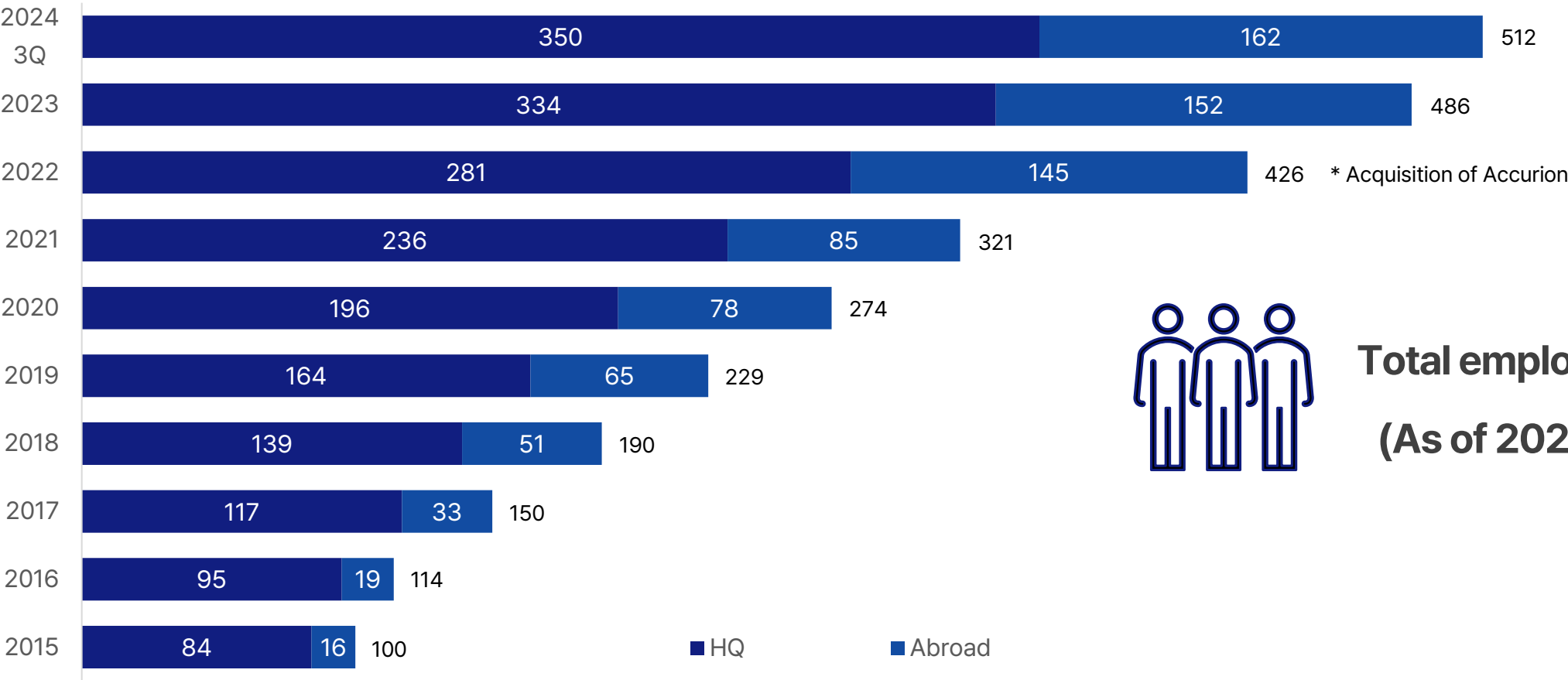
# Q3 '24 Order Backlog by Product

- Order backlog of 75 billion KRW, as of the end of the Q3.
- As for Order backlog, Industrial accounts for 69%, research 24%, and services 7%.



# HR

■ Numbers of Employees



**Total employees : 512**  
**(As of 2024.09.30)**

# Q3 '24 Events

- SEMICON West, San Francisco, USA(7/9~7/11)



- SEMICON India 2024, Delhi, India(9/11~9/13)



- 2024 NANOscientific Symposium SE Asia, Bangkok, Thailand(8/6~8/7)

# Q3 '24 Awards



- 2024 Korea IR Awards(10/17)



- 2024 Kosdaq Rising Star(8/28)

- Top 100 in the "Korea Value-Up Index"(9/24)

## 첨부3 코리아 밸류업 지수 구성종목 리스트(산업군별 시총순)



주) 음영은 '24.9.23일 기준 밸류업 공시 이행기업, 별표(\*)는 밸류업 조기공시 특례편입

산업군	구 분	단축코드	종목약명	시장	비 고
정보기술 (24)	1	A005930	삼성전자	유가	
	2	A000660	SK하이닉스	유가	
	3	A022100	포스코DX	유가	
	4	A042700	한미반도체	유가	
	5	A011070	LG이노텍	유가	
	6	A403870	HPS*	코스닥	
	7	A058470	리노공업	코스닥	
	8	A000990	DB하이텍	유가	밸류업공시
	9	A007660	이수페타시스	유가	
	10	A108320	LX세미콘	유가	
	11	A036930	주성엔지니어링	코스닥	
	12	A064760	티씨케이	코스닥	
	13	A140860	파크시스템즈	코스닥	
	14	A222800	심텍	코스닥	
	15	A166090	하나머티리얼즈	코스닥	
	16	A195870	해성디에스	유가	
	17	A192650	드림텍	유가	
	18	A131970	두산테스나	코스닥	
	19	A074600	원익QnC	코스닥	
	20	A090460	비에이치	유가	
	21	A348210	넥스틴	코스닥	
	22	A272290	이녹스첨단소재	코스닥	
	23	A319660	피에스케이	코스닥	
	24	A183300	코미코	코스닥	



# New Product Launch

- **FX 200** - The most advanced AFM for 200 mm samples (Launched on 7/9)



Source : [Park FX200 | The most advanced atomic force microscope for 200 mm samples \(youtube.com\)](https://www.youtube.com/watch?v=...)



# Appendix

---

# Company Overview

## Company Status

Company	Park Systems Corp.
CEO	Sang-il Park
Established	April 7, 1997
Capital	3,483m (KRW) (As of Dec, 2023)
Employees	486 (As of Dec, 2023)
Business field	Precision Instrument Manufacturing
Product	Atomic Force Microscope
Location	KANC 15F, Gwanggyo-ro 109, Yeongtong-gu, Suwon, 16229, Korea
Website	<a href="http://www.parksystems.com">http://www.parksystems.com</a>

## Business Philosophy



- 1 Become the one who receives compliments from people and descendants.
- 2 Provide maximum value to customers, shareholders, employees and business partners, furthermore, become a company that provides benefits to both companies and the society.
- 3 Excel in technical development and global marketing.
- 4 Trust is the best asset, and moral and ethical management are basic.

# Financial Statements

- Park Systems continues to grow at an annual average of 20~30% and achieves high profit margins through the supply of high value-added products.

Unit : M KRW

B/S	2021	2022	2023	Q3 '24
Current assets	106,681	126,307	148,107	166,164
Non-current assets	27,234	40,742	53,566	71,436
Total asset	133,915	167,049	201,673	237,600
Current liabilities	26,669	39,688	49,665	55,684
Non-current liabilities	17,103	7,898	8,523	19,006
Total Liabilities	43,772	47,586	58,188	72,690
Capital	3,449	3,474	3,483	3,492
Additional paid in capital	43,629	48,146	49,189	50,286
Others	(203)	(1,692)	(523)	109
Retained earnings	43,267	69,535	91,336	111,023
Total equity	90,142	119,463	143,485	164,910

Note : K-IFRS consolidated financial statement basis

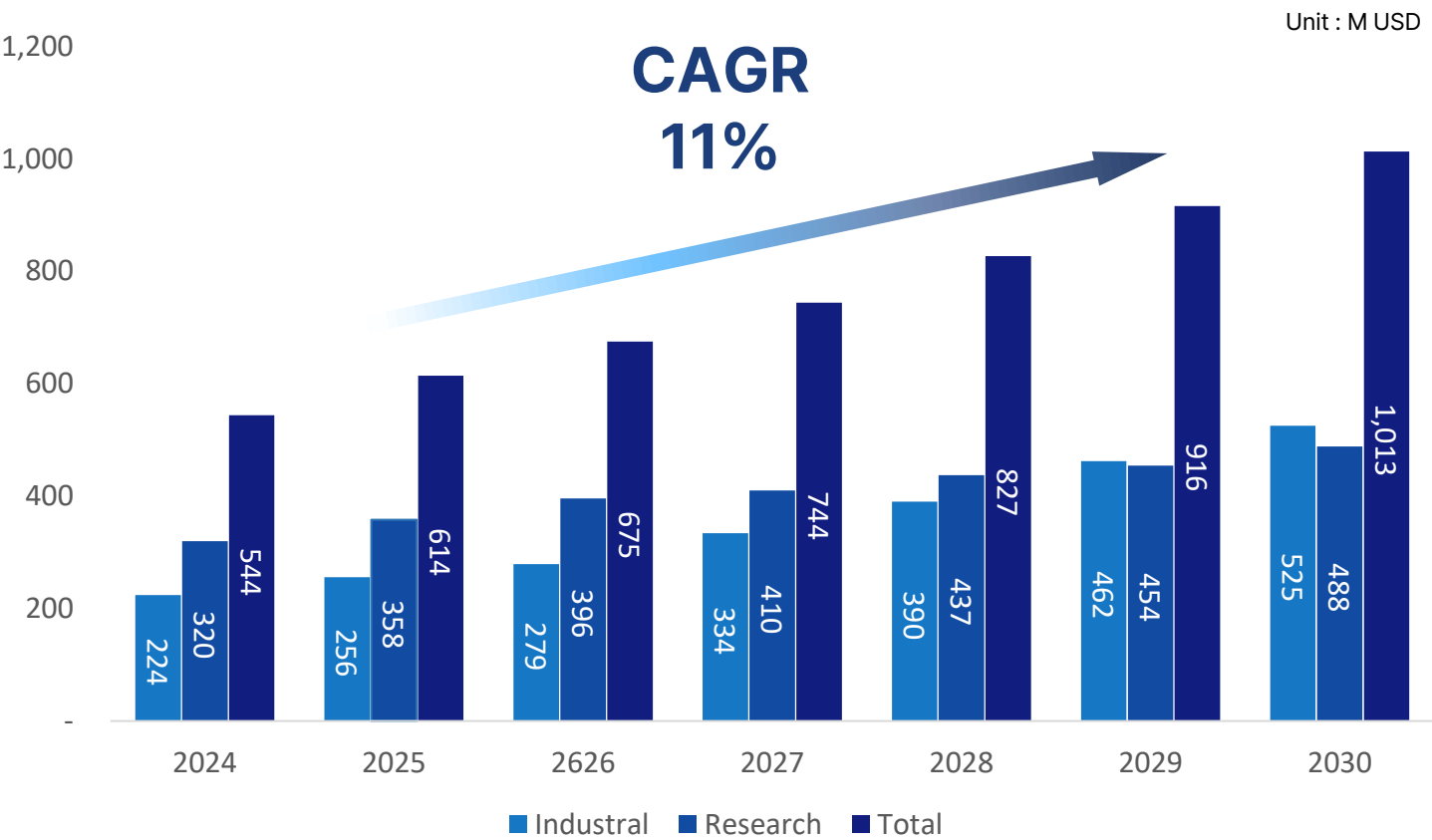
Unit : M KRW

I/S	2021	2022	2023	Q3 '24
Sales Revenue	85,250	124,522	144,806	111,736
Cost of goods sold	30,063	43,053	52,401	38,205
Operating expenses	37,606	48,821	64,845	51,579
Operating profit	17,581	32,648	27,560	21,952
Non-operating profit	10,962	11,332	6,662	7,460
Non-operating expenses	19,788	12,099	7,079	5,620
Profit before tax	8,755	31,881	27,143	23,792
Tax expenses	(330)	3,897	2,581	1,337
Net income	9,085	27,984	24,562	22,455

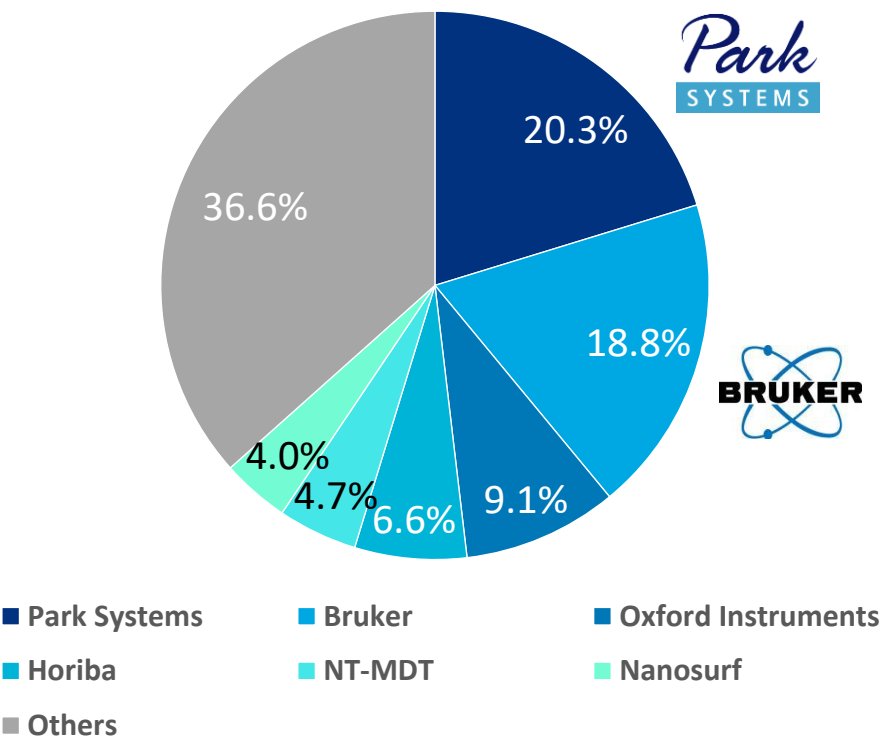
Note : K-IFRS consolidated financial statement basis

# AFM Market

- Park Systems holds the No.1 position in the AFM market.
- The AFM market will grow steadily with rising industrial equipment demand.



Top 6 AFM Manufacturers



Source: Above companies; Secondary Sources, Expert Interviews and QYResearch, 2023



# Thank you

Park Systems

IR Team

[ir@parksystems.com](mailto:ir@parksystems.com)

031-780-7447