

INVESTOR RELATIONS

3Q24



This presentation has been prepared by Koh Young Technology and although the information provided comes from credible sources, Koh Young Technology is not responsible for its accuracy.

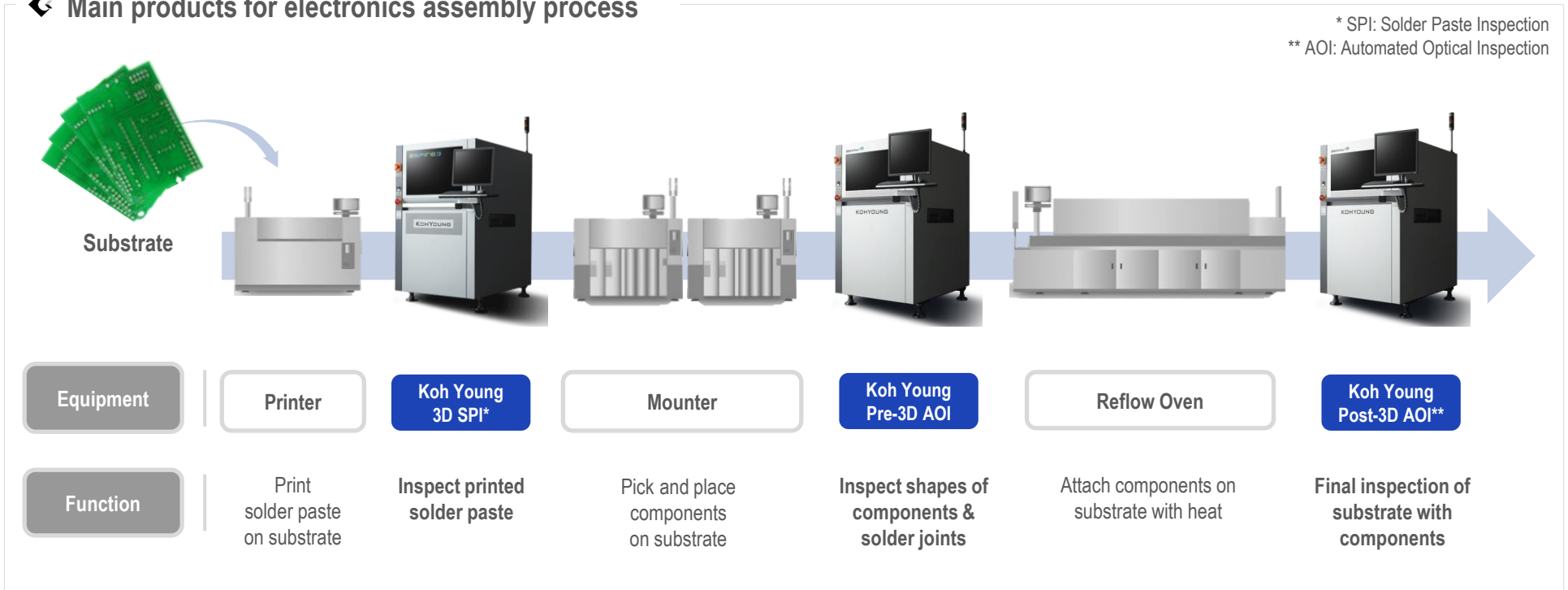
These figures are subject to change without prior notice, and Koh Young Technology is neither obligated to provide revisions caused by changes regarding the projection and forecast presented in this presentation. Koh Young Technology accepts no liability for any loss and this presentation cannot be used in any legal matter.

This presentation should not be copied, distributed, sent or changed except the written consent of Koh Young Technology.

Business Information

- Provide automated inspection system and solutions which can measure appearance of objects
 - Core Technology: Super precision 3D measurement technology, Machine vision, Robot architecture, Embedded system, Software, etc
- Detect defects of various manufacturing processes on real-time basis and diagnose cause of defects
 - Minimize escape and false call through monitoring the quality of solder printing and chip mounting process

Main products for electronics assembly process



Technology Competitiveness


- Provide world's best 3D measurement solution based on differentiated technologies
- World No.1 technology competitiveness acknowledged by 3,000+ global companies

Existing vs Koh Young ("KY") Inspection


Visual Inspection




KY's Unmanned Inspection



2D Inspection Image




KY's 3D Inspection Image

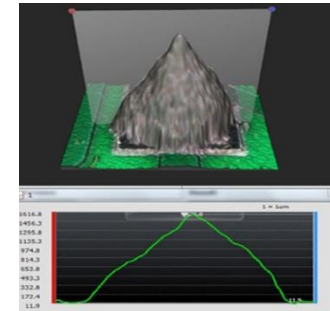


KY's No.1 Tech Competitiveness

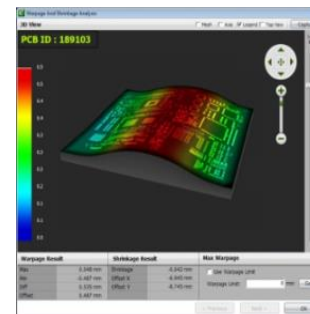
Shadow/Reflection Solution



Height Measurement



Real-time warpage solution



Remote Monitoring System

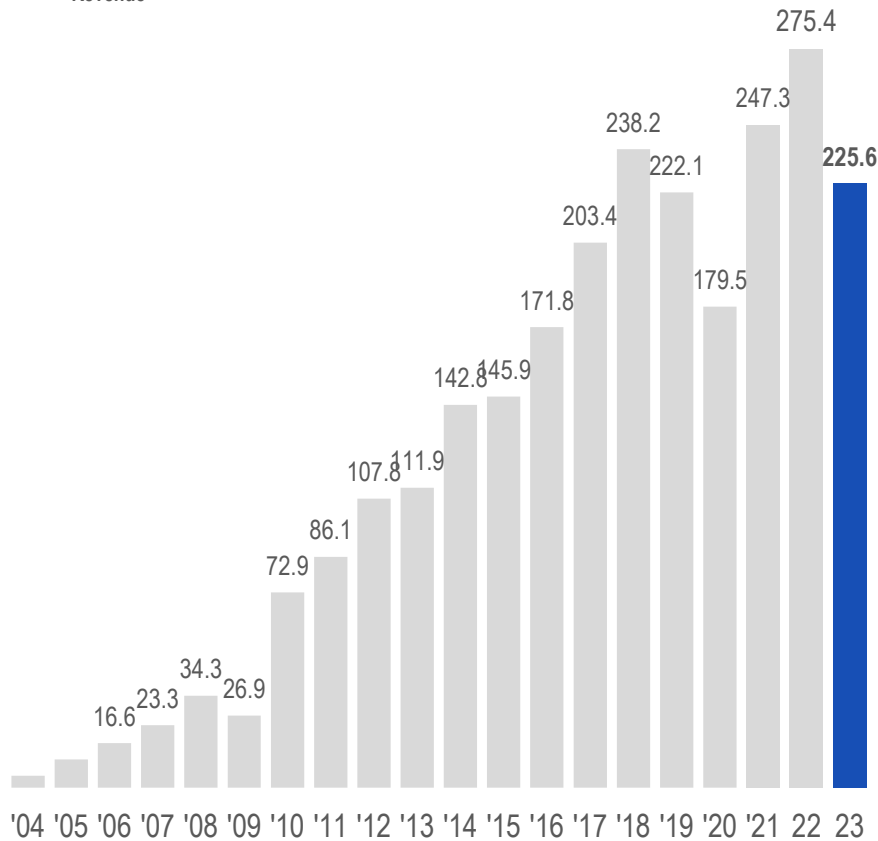


- Satisfy clients with world's best technologies
 - Compelling 3D measurement inspection solution overcoming the shortcomings of the existing inspection method
 - 885 patents registered and 126 Patents on-going (as of September 30, 2024)



High-performance thru continuous innovation

(Unit: KRW bn)
Revenue

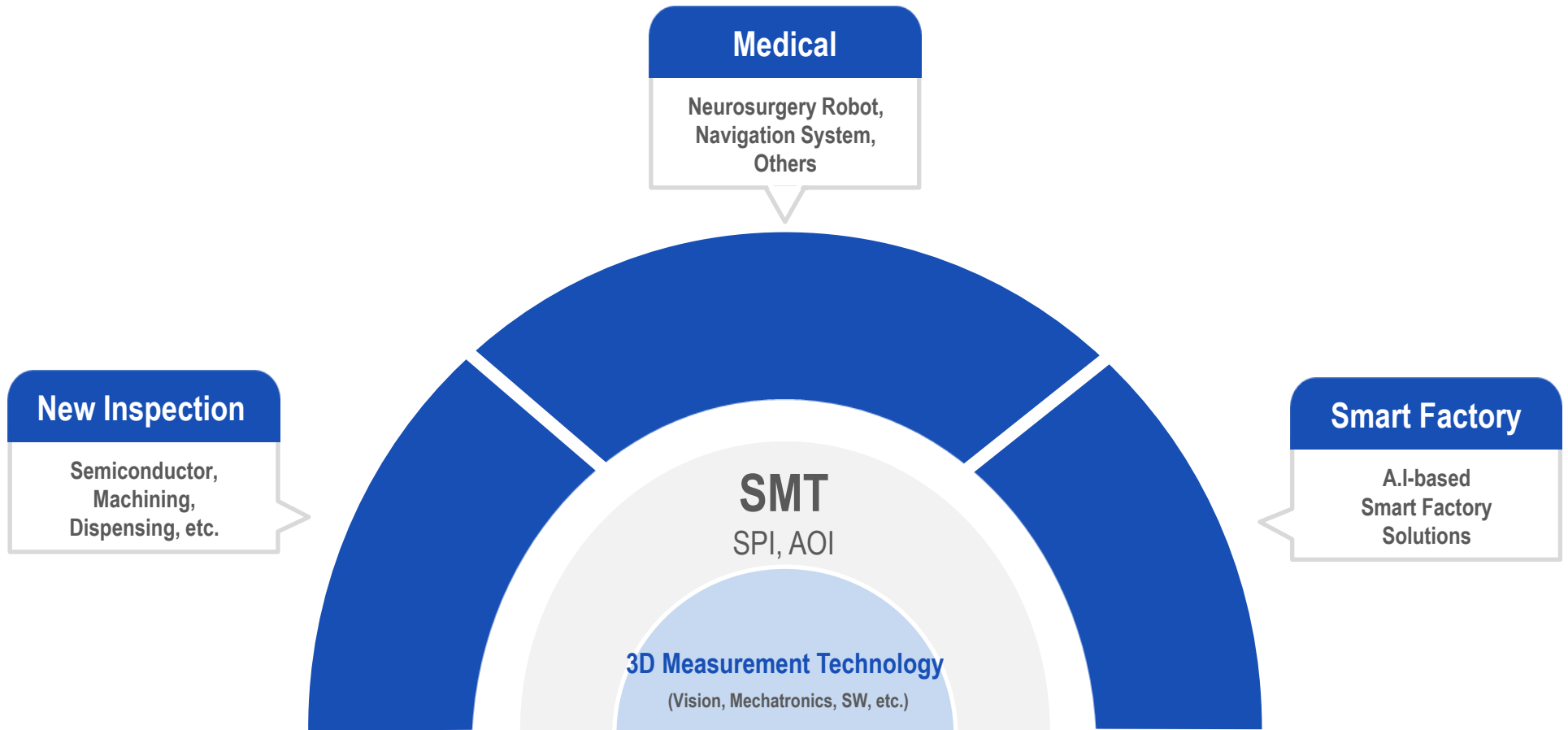


Pursue growth strategy through developing new business based on core competencies




Growth Drivers for the Future

- Based on world's best 3D measurement technology,
Pursue growth strategy with 3 key drivers: New inspection, Smart factory solution and Medical business



Medical Robot for Brain Surgery

- Provide KYMERO(Medical robot for Brain surgery) based on differentiated technologies



* Not FDA cleared or CE Marked. Sales approved only in South Korea.

Appendix

1. Company Introduction
2. Global Network
3. Consolidated Financial Statements (BS/PL)

General

* As of June, 2024

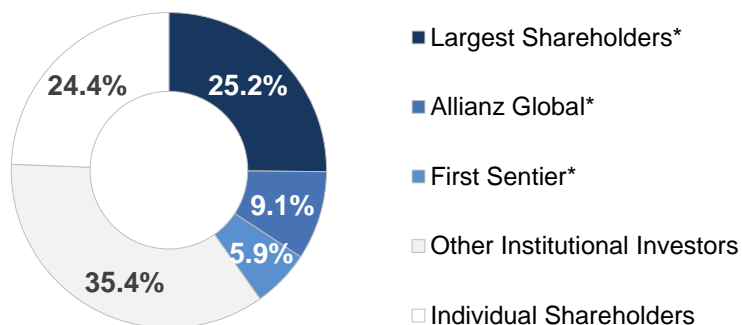
Date of Establishment	May 2002
Date of Listing (KOSDAQ)	June 2008
No. of Shares	68,654,755 shares
Market Value*	KrW 726.4bn
No. of Employees*	739 (Including Overseas)
(R&D Personnel*)	314

History

2002. 04	Established Koh Young Technology, Inc.
2003. 02	Launched Worlds' 1 st 3D SPI
2010. 06	Launched World's 1 st 3D AOI
2012. 12	Ranked 1 st in global SMT(SPI,AOI) Market
2016. 12	Won Korea Industrial Technology Award
2017. 07	Won 2017 Bosch Global Supplier Award
2017. 10	Won Celestica TCOO Supplier Award
2018. 06	Won Best 4 th Industrial Revolution Company Award
2019. 01	Won CA NPIs in Process Control SW and Test & Inspection
2021. 12	"Best ESG Company Award" by KOSDAQ Association
2022. 12	"Ministry of SMEs and Startups Award" by KOSDAQ Association

Shareholder Structure

* As of Sep, 2024



* Largest Shareholders include Executives, Staff, ESOP, Treasury Stock

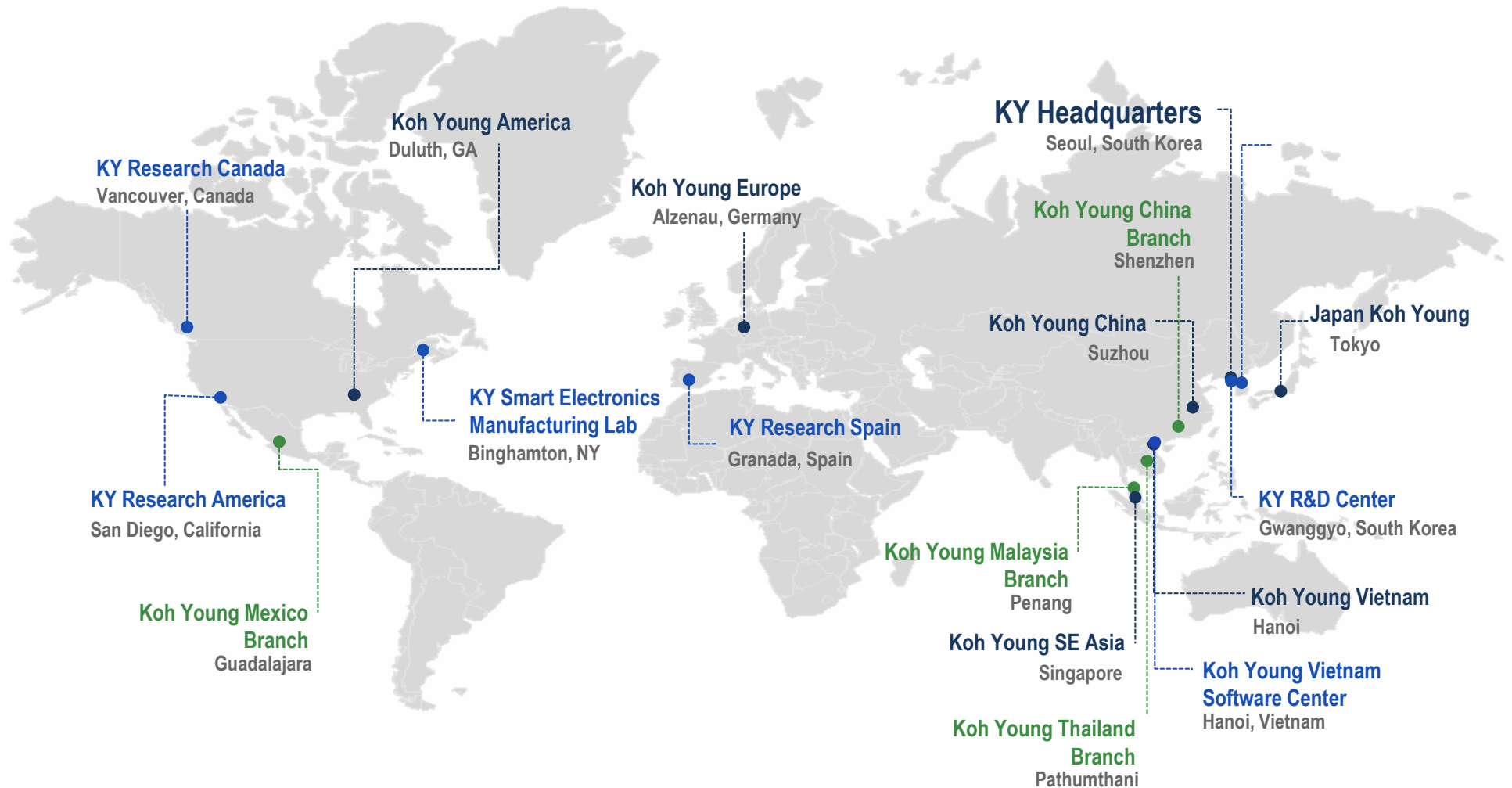
* Source of Institutional Investors share ratio : DART

Dividend

	Dividend per share	Total Dividend	Payout Ratio	Dividend Yield
FY2021	W120	W8.11b	20%	0.5%
FY2022	W140	W9.38b	24%	1.0%
FY2023	W140	W9.18b	42%	0.8%

Global Network

- Utilize global network for real-time support and communications with our clients



Consolidated Statement of Financial Position



(Unit: KrW bn)	3Q22	4Q22	1Q23	2Q23	3Q23	4Q23	1Q24	2Q24	3Q24
Total Assets	401.7	391.7	403.2	396.9	403.7	367.2	375.6	374.2	TBD
Current Assets	301.4	286.5	295.0	299.8	305.7	272.3	280.8	280.2	TBD
Non-Current Assets	100.3	105.2	108.2	97.1	98.1	94.9	94.9	93.9	TBD
Total Liabilities	87.8	86.5	93.4	82.0	84.5	61.9	70.6	59.9	TBD
Current Liabilities	49.5	58.3	65.4	53.5	56.2	39.8	49.1	38.7	TBD
Non-Current Liabilities	38.3	28.2	28.0	28.5	28.4	22.1	21.5	21.2	TBD
Total Shareholders' Equity	313.9	305.2	309.8	314.9	319.2	305.3	305.1	314.3	TBD
Capital Stock	6.9	6.9	6.9	6.9	6.9	6.9	6.9	6.9	TBD
Retained Earnings	283.1	275.4	278.4	282.3	286.2	288.3	286.4	293.8	TBD
Others	24.0	23.0	24.5	25.7	26.1	10.1	11.8	13.6	TBD

Consolidated Comprehensive Income Statement



(Unit: KrW bn)	3Q22	4Q22	1Q23	2Q23	3Q23	4Q23	1Q24	2Q24	3Q24	FY22	FY23	9M24
Revenue	72.2	69.7	63.7	53.0	50.1	58.8	53.0	52.5	46.3	275.4	225.6	151.8
Cost of sales	25.7	24.2	22.9	18.0	18.3	20.9	19.4	19.6	TBD	98.7	80.1	TBD
Gross Profit	46.5	45.5	40.8	34.9	31.8	37.9	33.6	32.8	TBD	176.7	145.5	TBD
SG&A Expenses	34.6	34.2	31.1	31.9	30.1	32.1	31.4	29.7	TBD	132.4	125.1	TBD
Operating Profit	11.9	11.3	9.7	3.1	1.8	5.8	2.2	3.2	0.7	44.3	20.4	6.0
Non-Operating Profit	14.4	-18.7	6.6	3.8	3.9	-4.1	7.1	6.2	TBD	6.2	10.2	TBD
Earnings before tax	26.2	-7.4	16.4	6.9	5.7	1.7	9.3	9.4	-5.7	50.4	30.6	13.0
Corporate Tax	4.7	-0.3	3.9	3.0	1.7	0.1	2.0	2.0	TBD	11.1	8.7	TBD
Net Income	21.5	-7.1	12.5	3.9	3.9	1.6	7.3	7.3	-4.4	39.3	21.9	10.2

THANK YOU

ir@kohyoung.com
www.kohyoung.com

