


CAREGEN

Revolution Beyond Innovation

Investor Relations
2Q 2023
Track Records of Breaking Records



'The Colors of Time' demonstrates the core values of CAREGEN, mutual respect, active communication, and global humanity.

The Colors of Time by Kyoung Woo, Chun located at CAREGEN's Creative Village

Confidential Not For Distribution



Disclaimer

This presentation will include forward-looking statements that are subject to substantial risks and uncertainties, many of which are beyond our control, that could cause actual results to differ materially from those expressed or implied by such statements. We may include forward-looking statements about, among other topics regarding pipeline products (including qualitative assessments of available data, potential benefits, expectations for clinical trials, the anticipated timing of data readouts, regulatory submissions, regulatory approvals or authorizations or launches, and anticipated manufacturing, distribution, supply, revenue contribution, commercial market, growth and performance); anticipated operating and financial performance; capital allocation objectives; future opportunities and strategies; and growth potential. Among other things, any statements regarding growth; the development or commercial potential of the product pipeline, inline products, product candidates and additional indications, including expected clinical trial protocols, the timing of the initiation and progress of clinical trials and data read-outs from trials; the timing for the submission of applications for and receipt of regulatory approvals; expected profile and product labeling; and expected breakthrough, best or first-in-class or blockbuster status of products are forward looking and are estimates that are subject to change and clinical trial and regulatory success. These statements are subject to risks, uncertainties and other factors that may cause actual results to differ materially from past results, future plans and projected future results.

The forward-looking statements in this presentation and made during our discussions speak only as of the original date of this presentation and we undertake no obligation to update or revise any of these statements. This presentation is intended for the investor community only; it is not intended to promote the products referenced herein or otherwise influence healthcare prescribing decisions. All trademarks in this presentation are the property of their respective owners. Caregen does not make any representation or accept liability, as to the accuracy or completeness of the information contained in this material. Caregen is not liable for providing future updates on all figures included in this document.



Agenda

- I. Company Profile
- II. A Quick Glance at CAREGEN
- III. Key Financial Indices
- IV. Virtuous Cycle for Success
- V. Major R&D Pipelines
- VI. R&D Pipelines in Detail
- VII. Global Presence
- VIII. Upcoming Events
- IX. Strategy 2030
- X. Appendix



Revolution Beyond Innovation



Company Profile

Established Date	August 23, 2001	HQ/ R&D Center	Creative Village/ Office Bldg.
Listing Date	November 17, 2015 (June 13, 2023) (KOSDAQ: 214370, Current market Cap: \$1.7 Bil.)		
Head Quarters	46-38, LS-ro 91 beon-gil, Dongan-gu Anyang-si, Gyeonggi-do, South Korea 14119	Logistics Center	CGMP Factory
Business Areas	Research & Development of Peptide APIs, Manufacturing & Global distribution		
Products / Pipeline	Medical device Class III (Injectable) Dietary Supplement Pharmaceutical Cosmeceutical Nutraceutical	Peptide Plant	Peptide R&D Center
Founder, CEO	Dr. Yong Ji Chung CEO of CAREGEN (2001~)		



A Quick Glance at CAREGEN (1/3)

CAREGEN is all about **P**eptides from **A** to **Z**



619

Global Intellectual Properties

As of 1Q 2023



1,024

Active Pharmaceutical Ingredients

PAZ is the biotechnology archive platform, 

CAREGEN's two decades of peptide R&D works,
filled with total healthcare solutions.

PAZ is the most optimized platform for identifying and filling unmet needs in pharmaceuticals, professional medical devices, cosmeceuticals and nutraceuticals.




A Quick Glance at CAREGEN (2/3)

Total Healthcare Solution Provider


Second to none in peptide technology

CAREGEN specializes in identifying and filling unmet needs in healthcare with biomimetic peptide technology.



Initiation

GF / Peptide R&D



Cash Cow

Medical Devices



Leap

Dietary Supplements



Soar

Pharmaceuticals



1,024 APIs & 619 Global intellectual properties on peptides






A Quick Glance at CAREGEN (3/3)

What we have accomplished so far

Strong Fundamentals



- ✓ Peptide platform **PAZ** 
- ✓ Steady cash cow business
- ✓ Stable operation Income
- ✓ Sound capital adequacy

Global Presence



- ✓ Worldwide business partners
- ✓ More than 130 countries
- ✓ Safe method of payment
- ✓ Hedged market risk

Core Business

Growth Booster



- ✓ ProGsterol Sales
- ✓ Massive production capability
- ✓ R&D pipelines
- ✓ Indication expansion

Ongoing R&Ds

Pipelines Developing



- ✓ Wet AMD treatment
- ✓ Covid-19 treatment
- ✓ Muscle enhancer
- ✓ MFDS medical device (Filler)



Virtuous Cycle for Success

2. Commercialization

CAREGEN takes the fastest way.

3. Market validation

If it doesn't work, we don't sell.







CAREGEN has continued its success story throughout the years with the virtuous cycle.



Major R&D Pipelines

CAREGEN carries out various R&Ds to expand our global presence and business.

Dietary Supplements	Indication	Region	Regulator	In-Vitro	In-Vivo	Clinical Study	NDI, Novel Food
 ProGsterol	Pre-diabetes Type II diabetes	USA	FDA	●	●	●	●
	Pre-diabetes Type II diabetes	EU	EFSA	-	-	-	Submitted 4Q 2022
	Registered Countries	USA, Singapore, Russia& CIS countries, Iran, Iraq , Malaysia, Algeria					
Pharmaceutical Products	Indication	Region	Regulator	IND	Clinical Study		
					Phase 1	Phase 2	
 CG-P5	Wet-AMD	USA	FDA	Submission In June, 2023	3Q 2024		
 SpikeDown	Covid-19	Israel	MOH	●	●	3Q 2023	



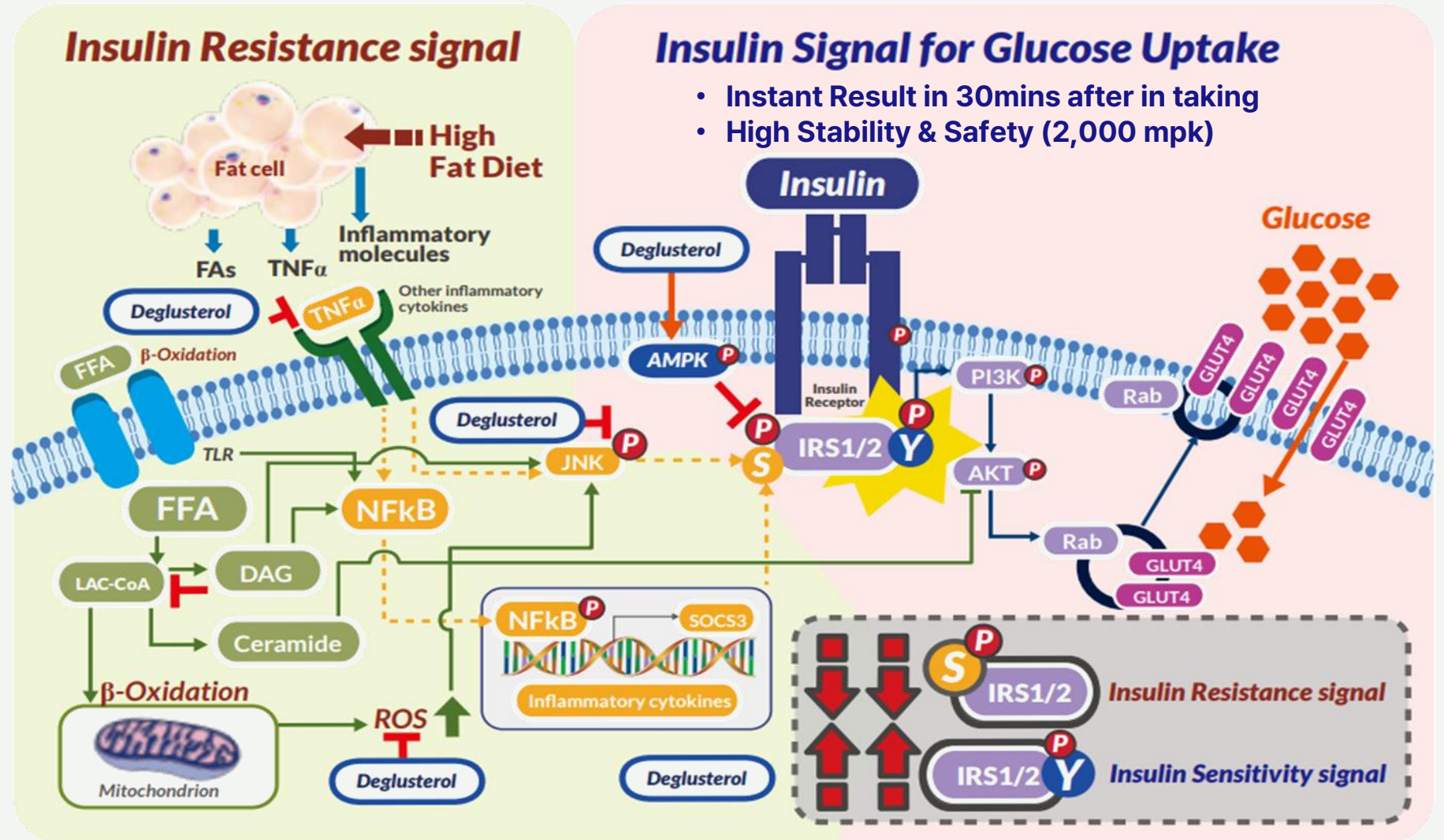
MOA

In-Vivo

Human Studies

Additional R&Ds

For Metabolic Syndrome





MOA

In-Vivo

Human Studies

Additional R&Ds

For Weight Control





MOA

In-Vivo

Human Studies

Additional R&Ds

For Weight Control

Fat tissue extraction (abdomen)

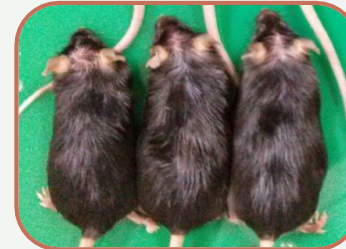
General Diet (control)



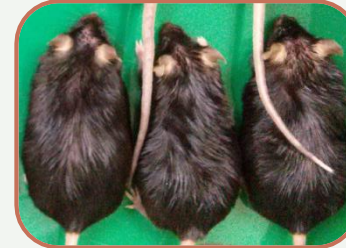
High Fat Diet (control)



● ● **High Fat Diet +**
● ● **Deglusterol**



High Fat Diet +
P/C +LL





MOA

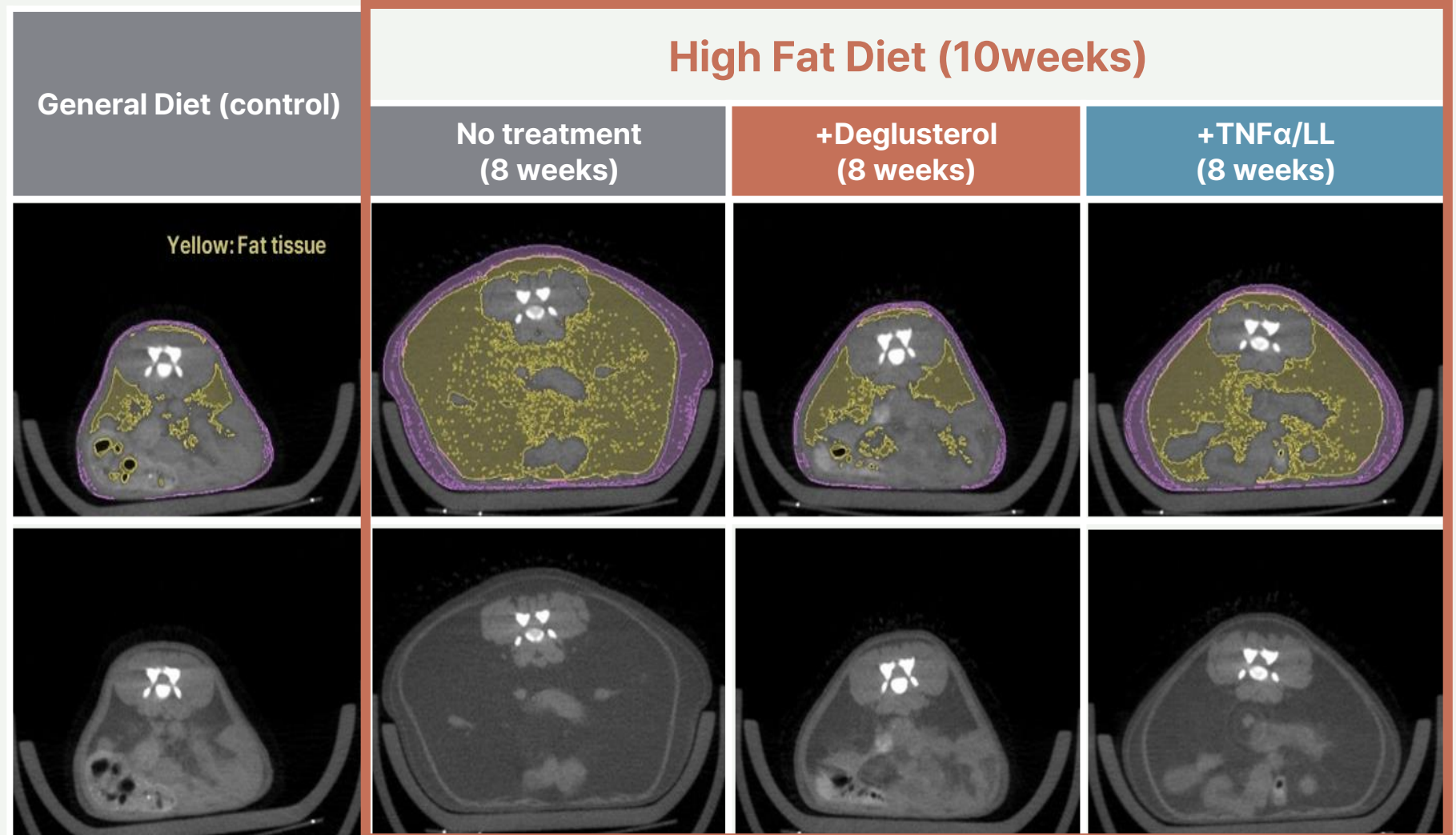
In-Vivo

Human Studies

Additional R&Ds

For Weight Control

Observation of Fat tissue by Micro CT





MOA

In-Vivo

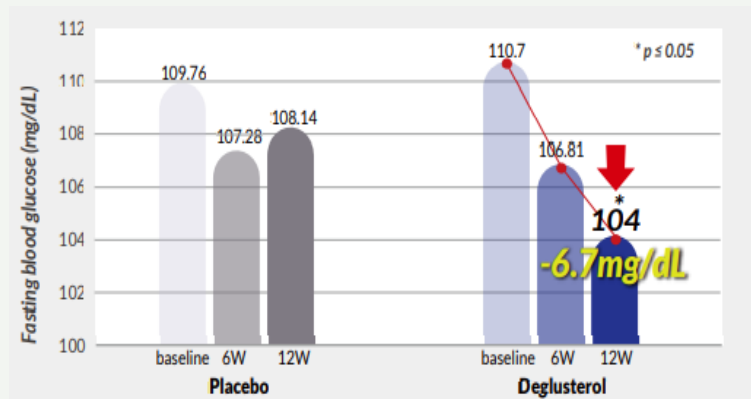
Human Studies

Additional R&Ds

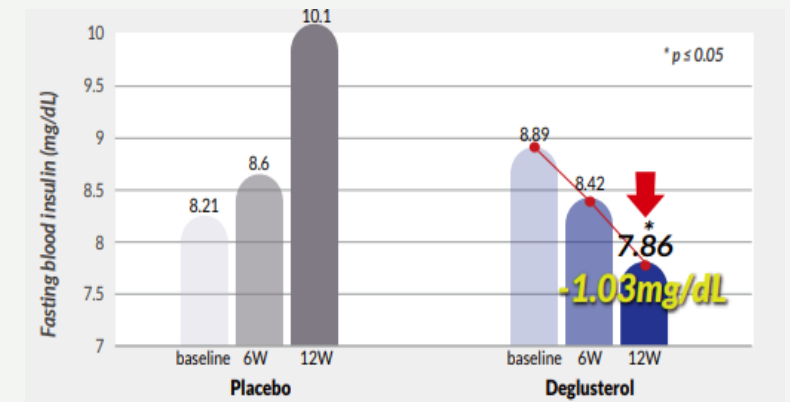
For Metabolic Syndrome

As a result of human clinical tests, Deglusterol significantly decreased Fasting blood glucose, fasting blood insulin, C-peptide, and HOMA-IR.

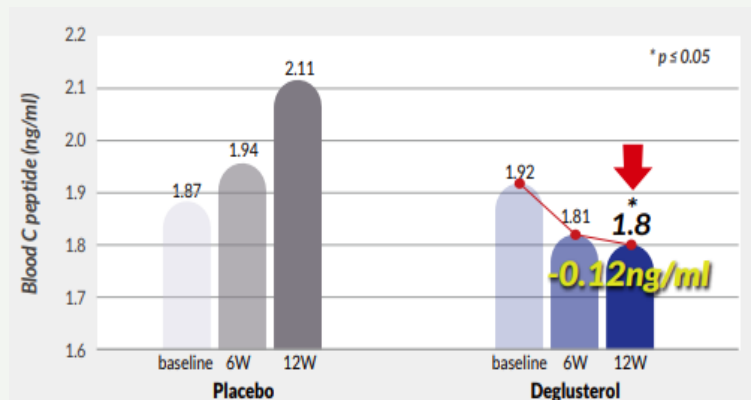
① Fasting blood glucose level at each visit compared to baseline



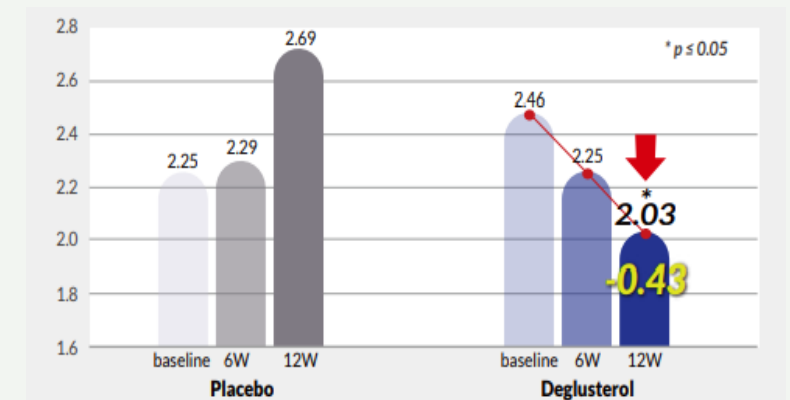
② Blood fasting insulin at each visit compared to baseline



③ Blood C-peptide at each visit compared to baseline



④ HOMA-IR at each visit compared to baseline





MOA

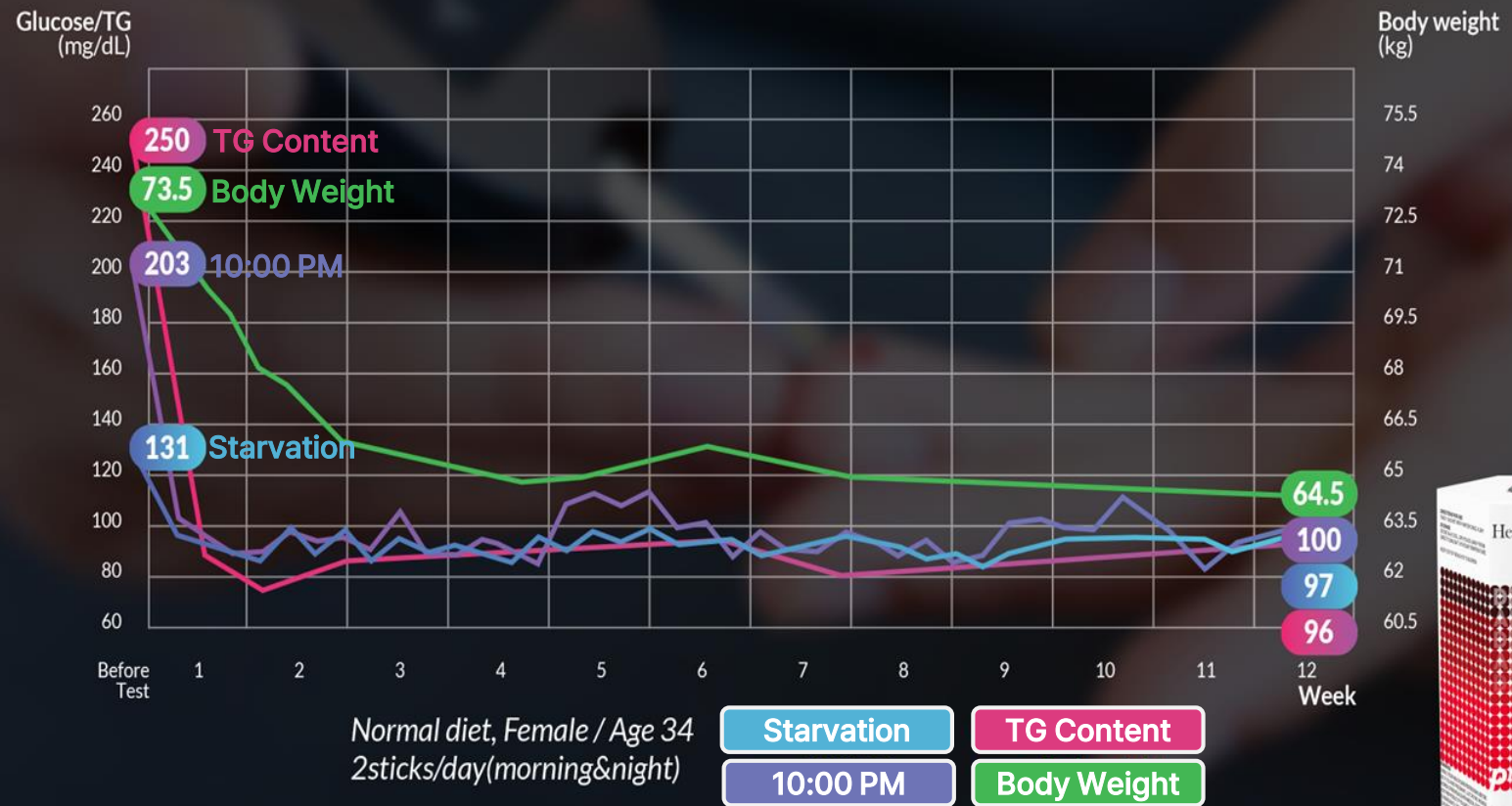
In-Vivo

Human Studies

Additional R&Ds

For Metabolic Syndrome

Changes in Glucose / TG Level & Body weight / Glucose Level



New Approach of Deglusterol

for an Injectable with a sustained release for 1 month



MOA

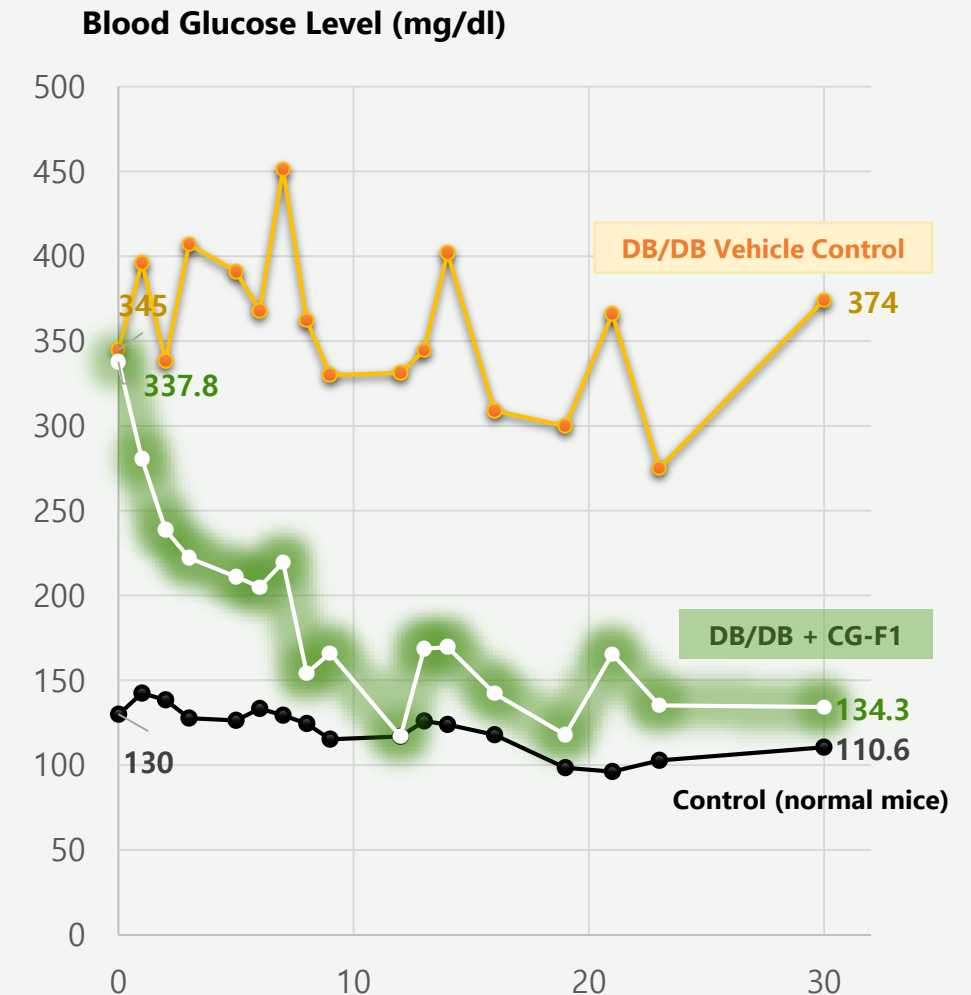
In-Vivo

Human Studies

Additional R&Ds

For Metabolic Syndrome

Blood Glucose (mg/dL)	C57BL6 mice		DB/DB Diabetic mice	
	Control	Vehicle	CG-F1	
before	130	345	337.8	
D1	142.4	396.3	280.6	
D2	138.4	338.3	238.7	
D3	127.8	407	222.3	
D5	126.4	391	211	
D6	133.4	368	205	
D7	129.4	451.33	219.6	
D8	124.6	362.3	154.3	
D9	115.2	330	166	
D12	117	331.3	117	
D13	126	344.6	158.6	
D14	124	402	169.6	
D16	118	309	142.3	
D19	98.4	300	118	
D21	96.2	366	165.6	
D23	102.8	275	135.3	
D30	110.6	374	134.3	





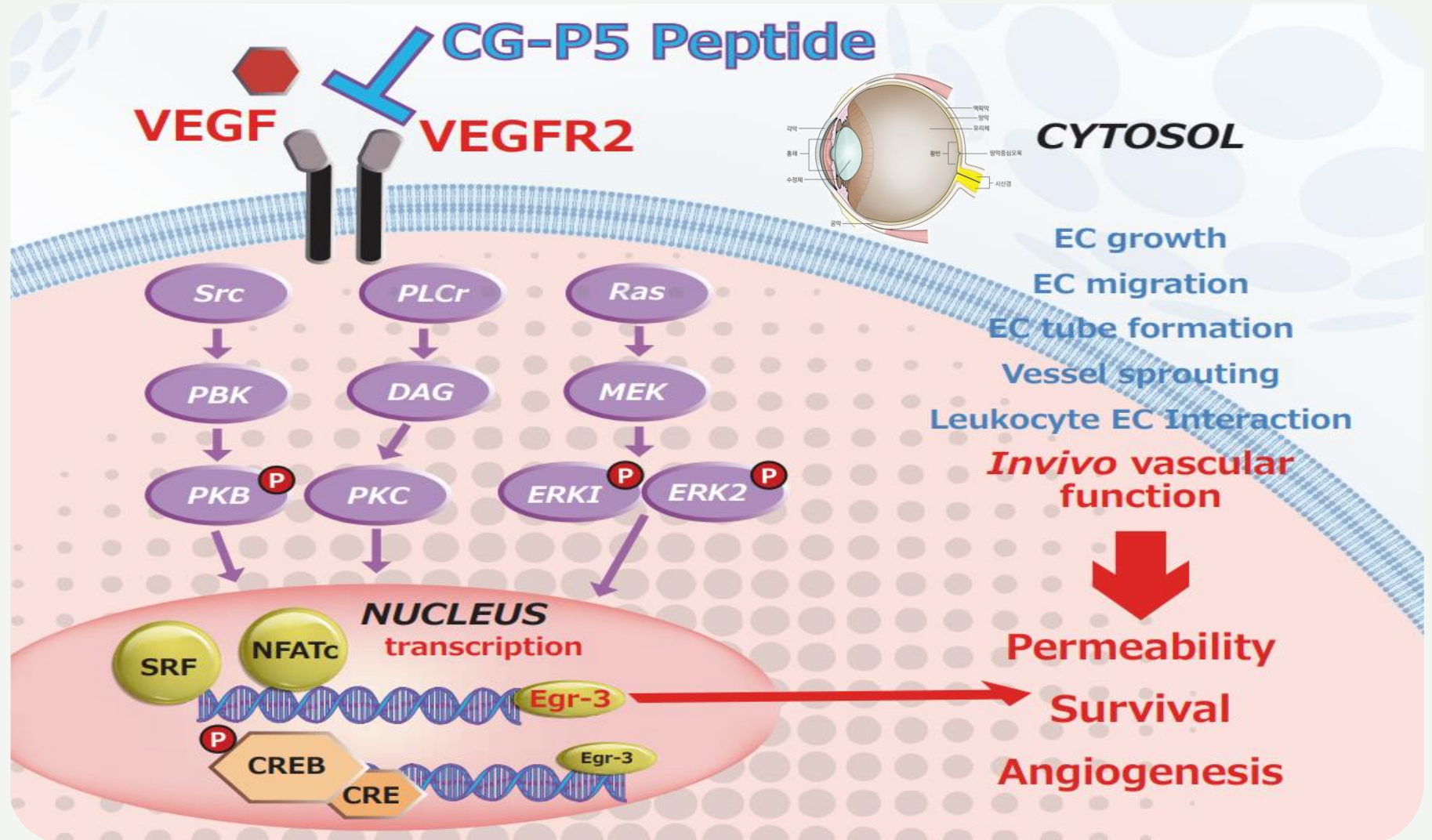
MOA

Pre-Clinical

Clinical Study



No Injection, Eye Drop !






MOA

Pre-Clinical

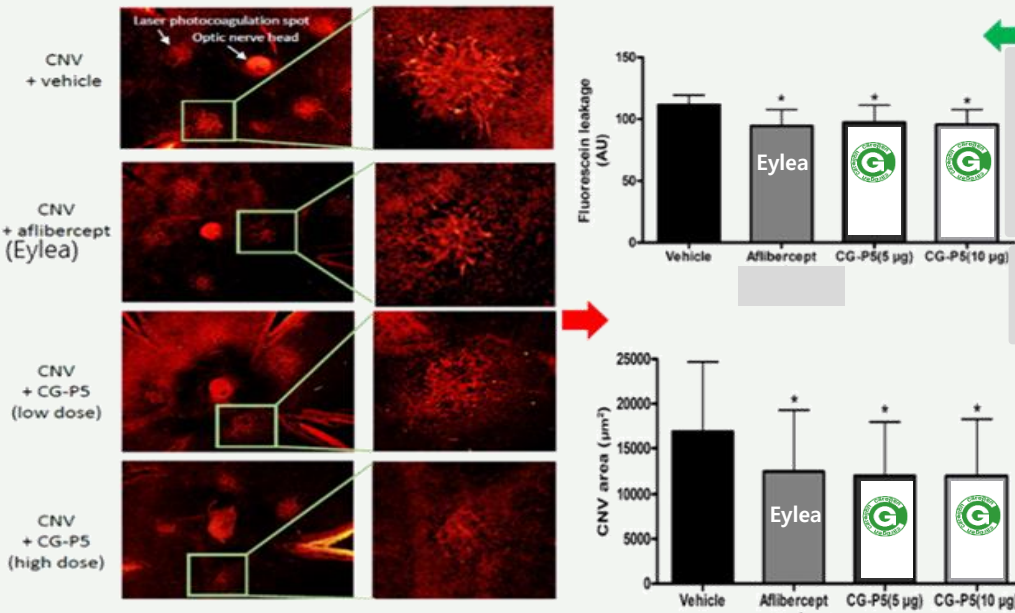
Clinical Study



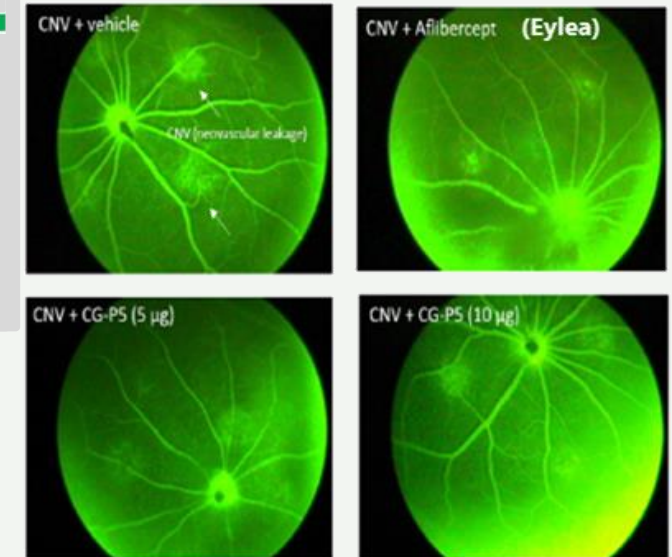
No Injection, Eye Drop!

● CNV Formation Evaluation

Isolectin β 4 staining (endothelial cell marker)



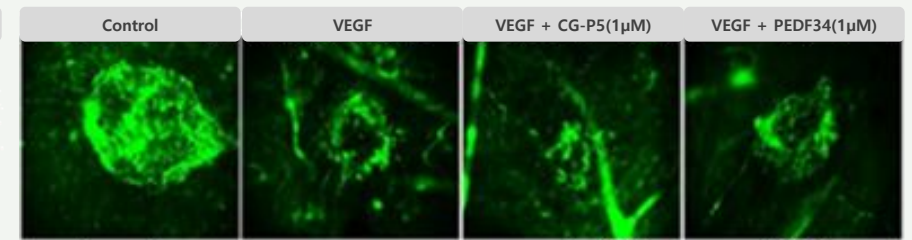
● Fluorescein Retinal angiography (leakage form CNV)



● CAM assay

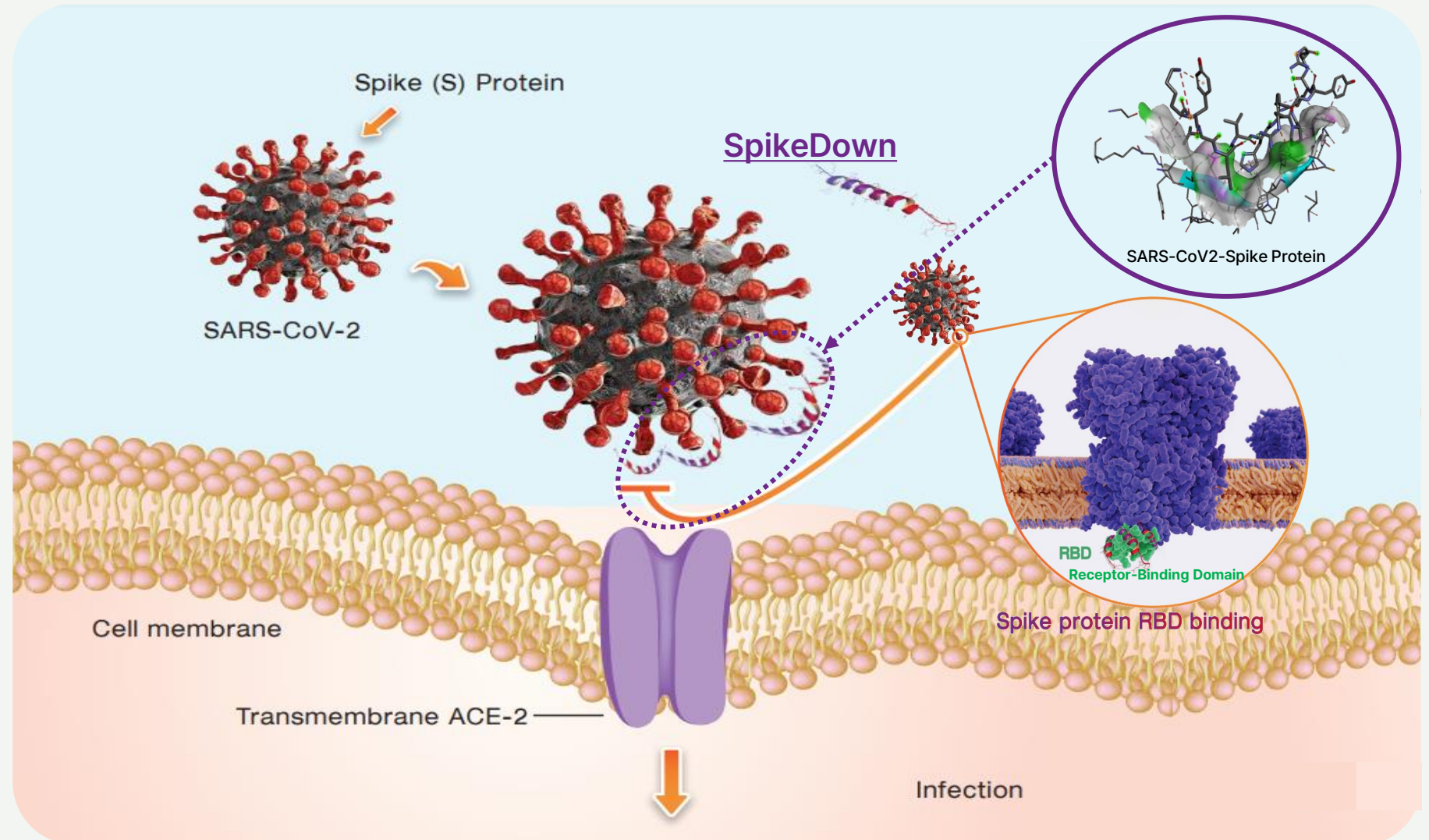


● Laser-induced CNV Model





MOA
In-Vitro

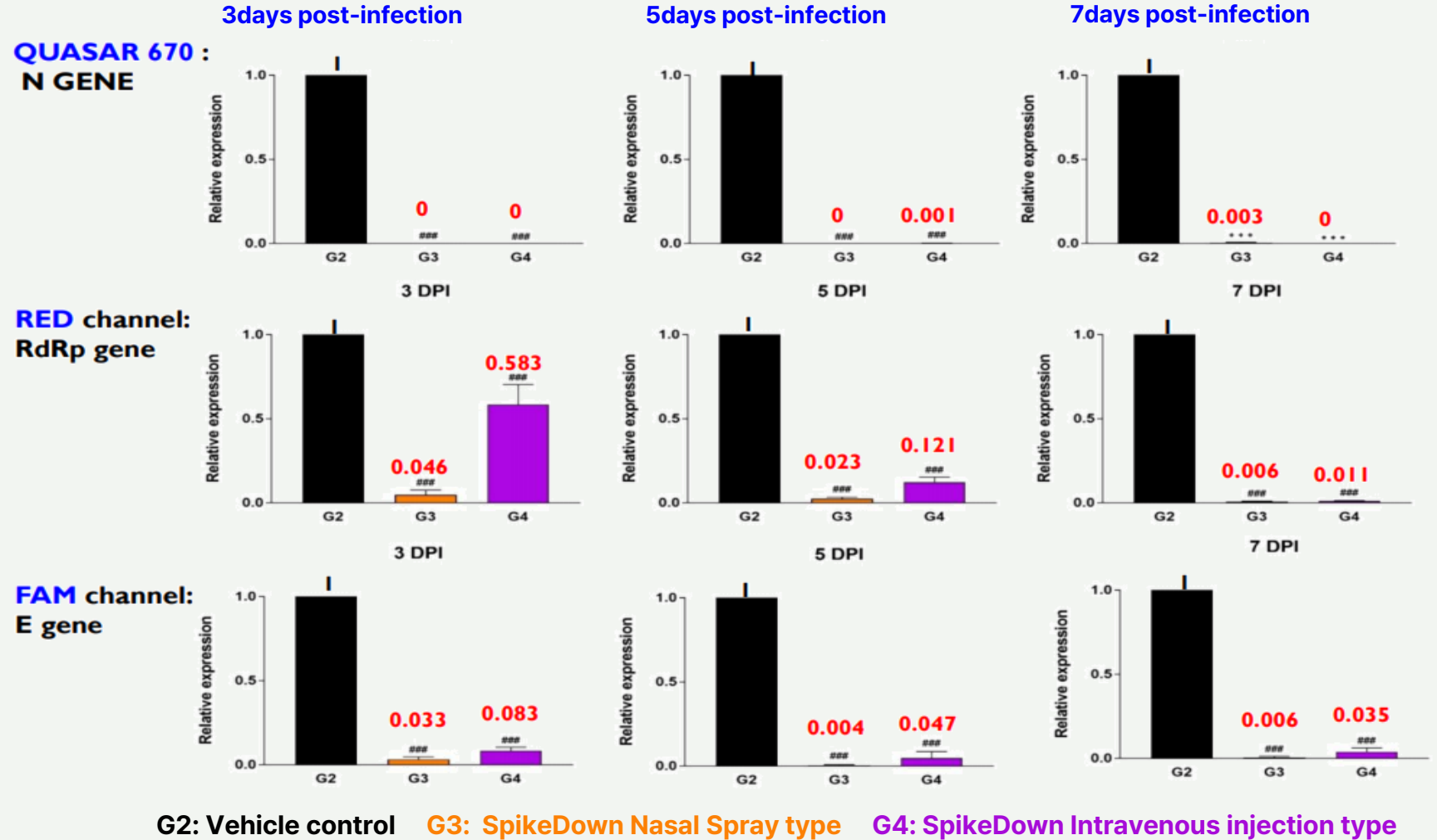


Nasal Spray for COVID-19



MOA

In-Vitro



Nasal Spray for COVID-19



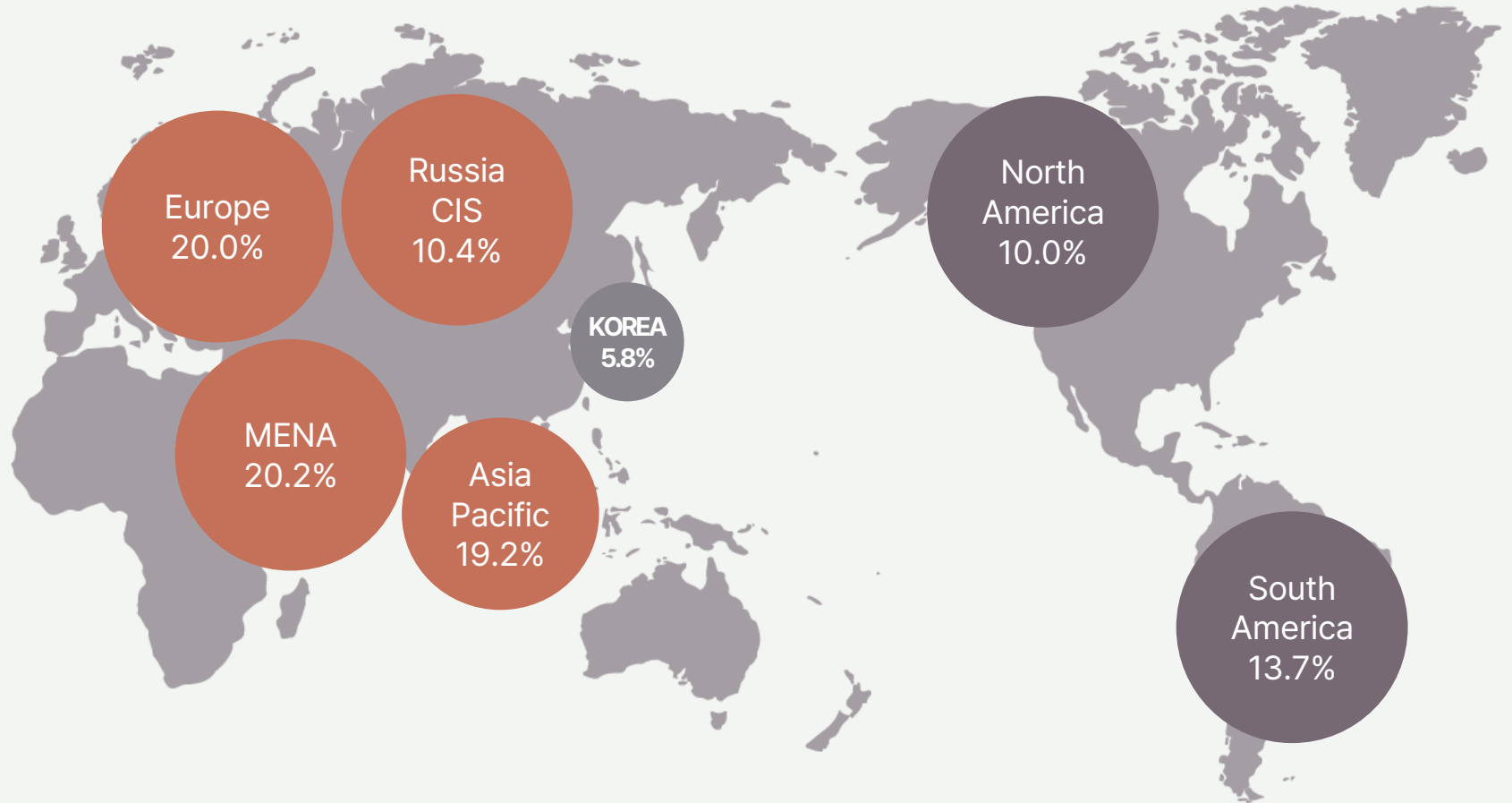
Global Presence



Global Sales 97%
More than 130 countries



Diversified Portfolio
More than 300 business partners







Upcoming Events

+ 26 Tons / Year

+ Staffs for synthetic process 

+ In-house Facility

+ Global Facility




Enhancing peptide manufacturing capability



**Along with the
Sales Growth**



Global Top-tier
Specializing in Peptides



Annual manufacturing capacity
More than 30 tons



Strategy 2030



3 Billion Dollars

Annual Global Sales by 2030

Track Records of **Breaking Records**

**ProGsterol, CAREGEN's 1st
Global Blockbuster Sales**

❖ Expanding Indication & Pharmaceuticals

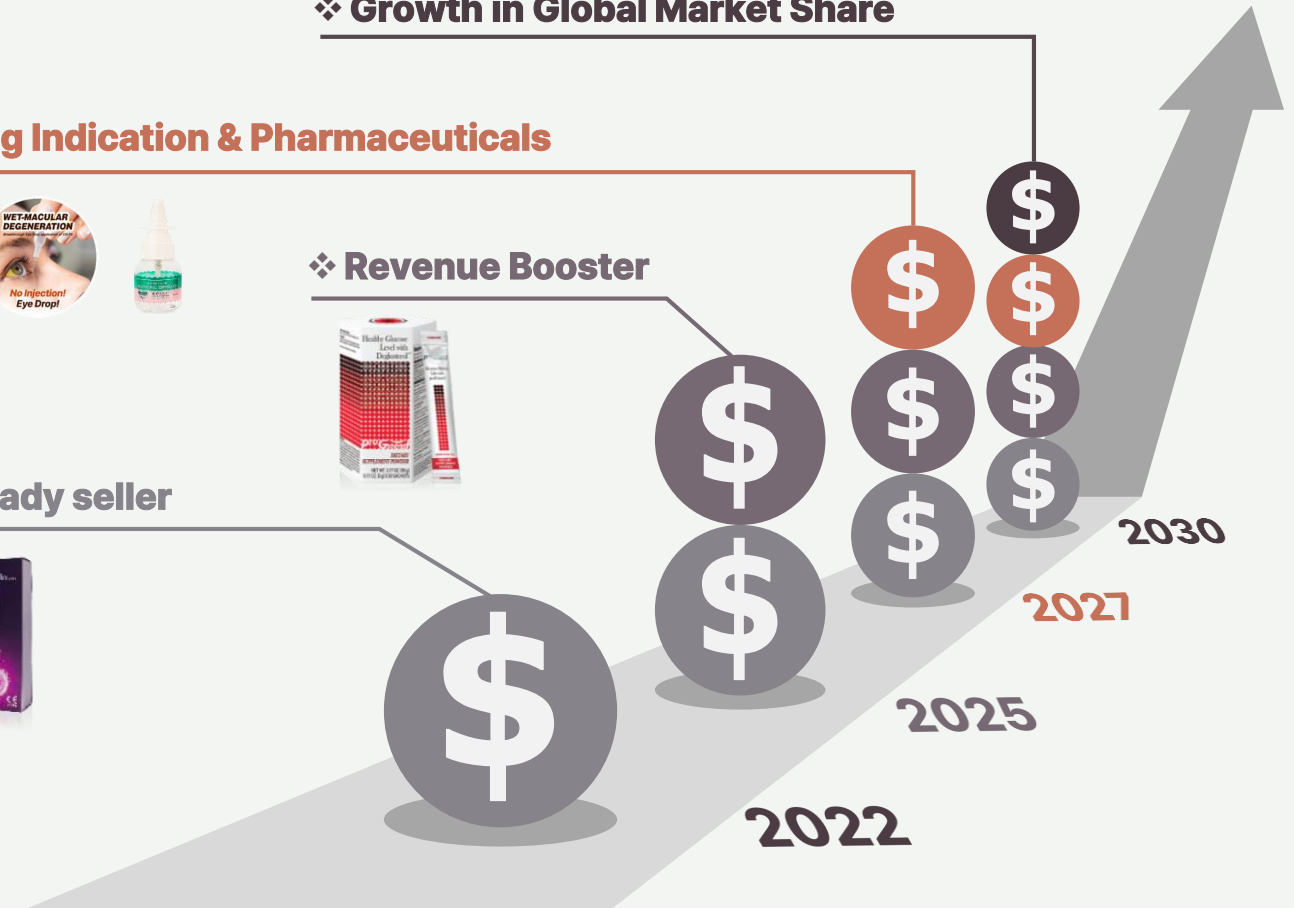


❖ Growth in Global Market Share

❖ Revenue Booster



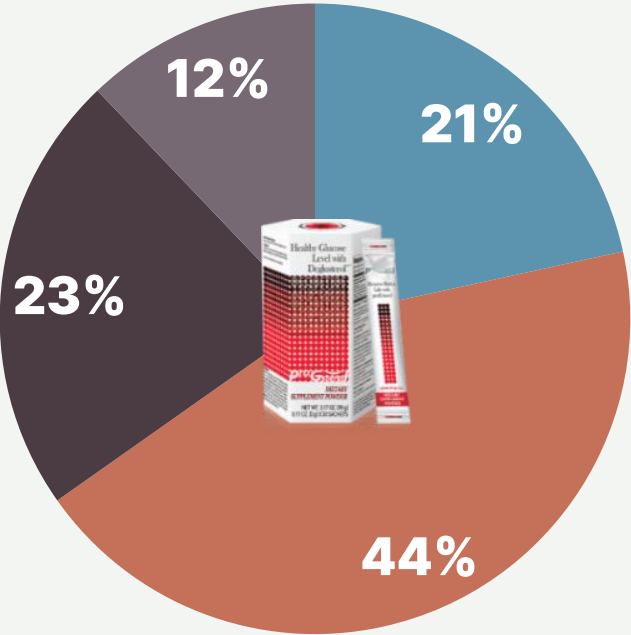
❖ Revenue from steady seller





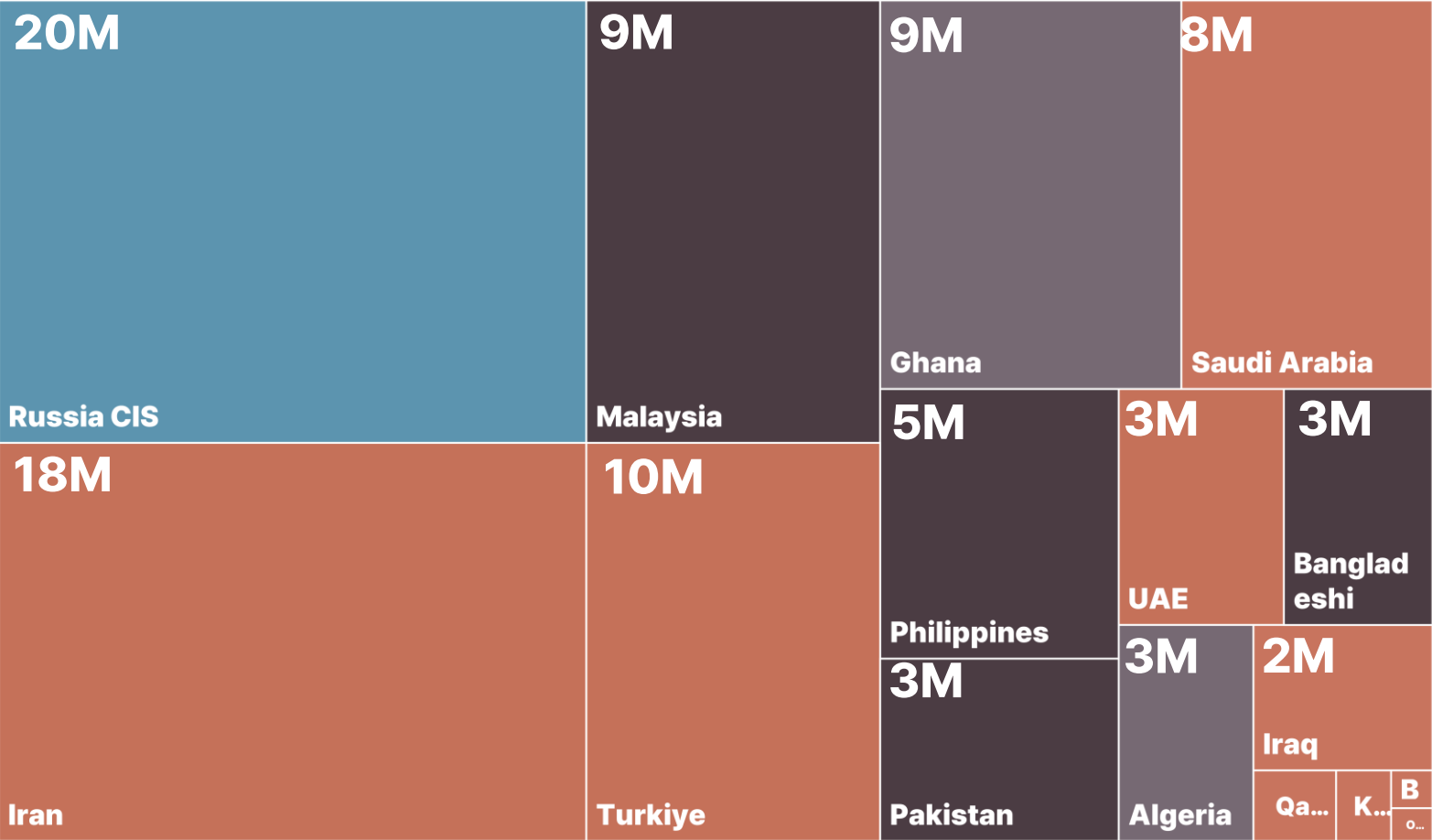
Appendix 1 : ProGsterol Global Sales in 2023(e)

 **93 Million Dollars**
Expected Sales from ProGsterol



 **Russia CIS**  **Middle East**
 **South Asia**  **Africa**

As of 30th April 2023



* All of the Six GCC(Gulf Cooperation Council) countries are our Partner



Appendix 2 : B to B Strategy

Basic Principle

Exclusive Sales Agreement

One Country



One Distributor

Product Sales Only



Registration, Marketing, Distribution

Efficient Management



Stable Supply & Revenue

Win-Win Strategy



Track Records of **Breaking Records.**

